



2011-12 Screaming Eagles Exhibition Game Notes

◆ November 2, 2011 ◆

Media Contacts: Ray Simmons, Sports Information Director (Office) 812/465-1622; (Home) 812/626-6435; (Cell) 812/760-9582
Dan McDonnell, Asst. Sports Information Director (Office) 812/465-1121

2011-12 Schedule:

Date	Opponents	Time
Nov. 6	Purdue (Exhibition)	4 p.m. (CST)
Nov. 13	Ohio Dominican	3 p.m.
Nov. 22	Berea	7:30 p.m.
Bill Joergens Memorial Tournament		
Nov. 25	vs. Malone	7:30 p.m.
Nov. 26	vs. Indiana Southeast	3:15 p.m.
Nov. 1	at Lewis*	7:30 p.m.
Dec. 3	at Wisconsin-Parkside*	3 p.m.
Fern Valley Hotel Classic (at Bellarmine University)		
Dec. 9	vs. St. Catharine	4 p.m. (CST)
Dec. 10	vs. Ohio Valley	4 p.m. (CST)
Dec. 17	Cedarville	3:15 p.m.
Dec. 30	Harris-Stowe State	7:30 p.m.
Jan. 5	Missouri S&T*	7:30 p.m.
Jan. 7	Drury*	3:15 p.m.
Jan. 12	at William Jewell*	7:30 p.m.
Jan. 14	at Rockhurst*	3:15 p.m.
Jan. 16	Kentucky Wesleyan*	7:30 p.m.
Jan. 19	Indianapolis*	7:30 p.m.
Jan. 21	Saint Joseph's*	3:15 p.m.
Jan. 26	at Bellarmine*	7 p.m. (CST)
Jan. 28	Northern Kentucky*	3:15 p.m.
Feb. 2	at Saint Joseph's*	7:30 p.m.
Feb. 14	at Indianapolis*	2:15 p.m. (CST)
Feb. 9	Wisconsin-Parkside*	7:30 p.m.
Feb. 11	Lewis University*+	3:15 p.m.
Feb. 16	Bellarmine University*%	7:30 p.m.
Feb. 18	at Northern Kentucky*	2:15 p.m.
Feb. 23	at Kentucky Wesleyan College*	7:30 p.m.
Feb. 26-Mar. 4 GLVC Tournament		
Mar. 10-13	NCAA II Midwest Regional	
Mar. 21-24	NCAA Division II Elite Eight	

*GLVC Games; +Homecoming; %Senior Day

Listen to and watch the games:

RADIO: ESPN 106.7 FM; WSWI 820 AM; WPSR 90.7 FM

LIVE INTERNET AUDIO: www.820theedge.com; www.wyxfm.com/wyxfm/

LIVE INTERNET VIDEO: <http://www.b2livetv.com>

HOME GAMES TELEVISED LIVE: News 25 Sports Channel

On the web:

Keep up-to-date on all the USI athletic events at www.gousieagles.com. You also can listen to all the men's and women's basketball games at the USI Athletic Department Web site.

Probable starters:

Pos.	No.	Player	Ht.	Cl.	PPG	RPG	APG
G	1	Kenyon Smith	5-11	Jr.	First Year at USI		
G	5	Brandon Hogg	6-1	Sr.	11.1	4.6	2.8
G	12	Lawrence Thomas	5-9	So.	Redshirted 2010-11		
F	32	Taylor Wischmeier	6-8	So.	2.9	1.8	0.4
F	33	Romarc Lasme	6-6	Sr.	First Year at USI		

Top Storylines:

USI starts year ranked 12th. The University of Southern Indiana was ranked 12th in the NABC/Division II Top 25 and 13th in the *Division II Bulletin* Top 25 preseason polls. The preseason rankings were the first for the Screaming Eagles since the 2008-09 season.

Eagles picked third in GLVC East. The GLVC head coaches are predicting that USI will finish third in the conference's East Division. The GLVC East includes preseason top-ranked and defending NCAA II national champion Bellarmine University, Kentucky Wesleyan College, University of Indianapolis, Lewis University, Northern Kentucky, Saint Joseph's College, USI, and the University of Wisconsin-Parkside.

USI looks to replace points and rebounds. The 2011-12 Eagles need to replace nine players and 76 percent of the last season's offense and 65 percent of last year's rebounding.

Watson closes on 50 wins. USI Head Coach Rodney Watson, who is 48-9 in two seasons with the Eagles, needs two victories in the first four USI regular season games to tie Bruce Pearl as the fastest Eagles' coach to 50 wins.

Top returning scorer. Senior guard Brandon Hogg is USI's top returning scorer with 11.1 points in 2010-11. Hogg was named to the GLVC All-Tournament team after averaging 16.0 points and six assists in the three contests. He also tied a career-best with 25 points and eight assists against Drury University in the semifinals.

Eagles in 2010-11. The Eagles finished the 2010-11 campaign with a 24-6 overall record; was 14-4 in the GLVC; placed second in the GLVC East Division; were second at the GLVC Tournament; earned a berth in the NCAA Division II Tournament; and were ranked 12th in the final NABC/Division II Top 25.

2011-12 USI Screaming Eagles



#1
Kenyon
Smith
(Key-on)



#2
Kurtis
Anthony



#3
Ben
Jones



#5
Brandon
Hogg
(Hawg)



#10
Travis
Jones



#12
Lawrence
Thomas



#20
Austin
Davis



#21
Isaac
McClure



#23
Melvyn
Little



#24
Zach
Watson



#32
Taylor
Wischmeier
(Wish-myer)



#33
Romaric
Lasme
(Ro-mar-ic Laz-me)



#35
Evan
Brinkmeyer



#51
Antwand
Roshell
(An-twand Row-shell)



Head Coach
Rodney
Watson



Asst. Coach
Gerad
Good



Asst. Coach
Derrick
Tilmon
(Til-mon)



Asst. Coach
Brent
Owen



Student
Asst.
Blake
Woodard



2011-12 Screaming Eagles

No.	Name	Pos.	Ht.	Wt.	Cl.	Hometown (High School/Previous School)
1	Kenyon Smith	G	5-11	183	Jr.	Chicago, IL / Simeon / Lincoln College
2	Kurtis Anthony	G	5-10	185	Fr.	Washington, IN / Washington
3	Ben Jones	G	6-0	195	So.	Robinson, IL / Robinson / Lincoln Land C.C.
5	Brandon Hogg	G	6-1	185	Sr.	Edwardsville, IL / Edwardsville
10	Travis Jones	G	6-3	200	Jr.	Carmi, IL / Carmi-White / Missouri Southern State
12	Lawrence Thomas	G	5-9	145	So.	Springfield, IL / Southeast
20	Austin Davis	F/G	6-8	175	Rf.	Freeport, IL / Freeport
21	Isaac McClure	F	6-6	215	Sr.	Paducah, KY / Paducah Tilghman / Southeastern Illinois
23	Melvyn Little	G	6-3	183	Jr.	Louisville, KY / Trinity / Cincinnati State Technical
24	Zach Watson	F	6-5	170	Fr.	Carterville, IL / Carterville
32	Taylor Wischmeier	F	6-8	220	So.	Brownstown, IN / Brownstown Central
33	Romarc Lasme	F/C	6-6	200	Sr.	Port-Gentil, Gabon / Winchedon School / Morehead State / Laramie County
35	Evan Brinkmeyer	G	6-2	190	Fr.	Evansville, IN / Reitz
51	Antwand Roshell	C	6-10	260	Sr.	Wauwatosa, WI / Milwaukee Midwest / Louisiana Tech

HEAD COACH: Rodney Watson (3rd season);

ASSISTANT COACHES: Derrick Tilmon (3rd season); Gerad Good (3rd season); Brent Owen (3rd season);

STUDENT ASSISTANTS: Blake Woodard (2nd season); Jared Rehmel (1st season); Kevin Gant (1st season)

USI Head Coach Rodney Watson (3rd year)

Overall record:	48- 9	GLVC record:	29- 7
Home record:	29- 3	vs. North Division#:	8- 0
Road record:	14- 4	vs. West Division#:	11- 0
Neutral site record:	5- 2	vs. East Division#:	10- 7
Midwest Region record:	36- 8	vs. Bellarmine	1- 4
Ranked Team:	6- 4	vs. Drury	3- 1
Top 10 Team:	2- 4	vs. Indianapolis	3- 1
Playing at night:	34- 6	vs. Illinois-Springfield	2- 0
Playing during the day:	14- 3	vs. Kentucky Wesleyan	2- 2
Playing on Monday:	6- 2	vs. Lewis	2- 0
Playing on Tuesday:	4- 0	vs. Maryville	2- 0
Playing on Wednesday:	1- 0	vs. Missouri S&T	2- 0
Playing on Thursday:	12- 2	vs. Missouri-St. Louis	2- 0
Playing on Friday:	5- 0	vs. Northern Kentucky	3- 1
Playing on Saturday:	17- 4	vs. Quincy	2- 0
Playing on Sundays:	3- 1	vs. Rockhurst	2- 0
Leading at the half:	44- 2	vs. Saint Joseph's	2- 0
Trailing at the half:	4- 7	vs. Wisconsin-Parkside	3- 0
Tied at the half:	0- 0	#GLVC Regular Season Record; *Records versus GLVC institutions include NCAA II and GLVC Tournaments game.	
Playing in overtime:	0- 0		
Playing in November:	8- 0		
Playing in December:	12- 1		
Playing in January:	17- 1		
Playing in February:	10- 5		
Playing in March:	1- 2		
Outshooting opponent:	43- 1		
Being outshot by opponent:	4- 7		
Tied in shooting:	0- 1		
USI outrebounds opponent:	43- 5		
USI is outrebounded:	4- 3		
Tied in rebounding:	1- 1		
Shooting better than 50 %:	31- 1		
Shooting less than 50 %:	17- 8		
Opponent has more turnovers:	32- 4		
USI has more turnovers:	10- 5		
Teams are tied in turnovers:	6- 0		
USI scores under 70 points:	5- 5		
USI scores 70-79 points:	17- 3		
USI scores 80-89 points:	9- 1		
USI scores 90-99 points:	8- 0		
USI scores 100 or more points:	9- 0		
USI vs. Division II Teams:	42- 9		
USI vs. non-GLVC:	8- 0		
USI vs. NAIA:	6- 0		
USI vs. USCAA:	0- 0		
USI vs. NCCAA:	0- 0		

Watson at USI

Head Coach Rodney Watson, the 2010 GLVC Coach of the Year, has led the Screaming Eagles to a 48-9 overall record the last two seasons. He started his head coaching career with 23 straight wins, during his first season at the helm.

**USI Head Coach Rodney Watson
on the airwaves every Monday**

**ESPN 106.7
(RADIO) FM WYFX**

"Rodney Watson on Basketball"

Monday nights at 7 p.m. live on ESPN 106.7

**NEWS 25
SPORTS
CHANNEL**

**USI Basketball Weekly
Monday nights 9 p.m.**

Screaming Eagles' Season Highs & Career Highs and GLVC rankings

Players	Season Highs	USI Career Highs	In the GLVC (Final as of 3/27/11)
#1 Kenyon Smith	Pts: Reb: 2011-12 Ast: Stl:	Pts: Reb: <i>First Season at USI</i> Ast: Stl:	
#2 Kurtis Anthony	Pts: Reb: <i>Redshirting</i> Ast: Stl:	Pts: Reb: <i>First Season at USI.</i> Ast: Stl:	
#3 Ben Jones	Pts: Reb: 2011-12 Ast: Stl:	Pts: Reb: <i>First Season at USI.</i> Ast: Stl:	
#5 Brandon Hogg	Pts: Reb: 2011-12 Ast: Stl:	Pts: 25 twice (last 3/5/11) Reb: 8 twice (last 11/14/10) Ast: 8 three times (last 3/5/11) Stl: 5 vs. Indianapolis (2/13/10)	11 th Assists; 9 th Assist/Turnover Ratio
#10 Travis Jones	Pts: Reb: 2011-12 Ast: Stl:	Pts: Reb: <i>First Season at USI.</i> Ast: Stl:	
#12 Lawrence Thomas	Pts: Reb: 2011-12 Ast: Stl:	Pts: 8 vs. Ind. –Southeast (12/11/09) Reb: 4 vs. Illinois-Springfield (1/2/10) Ast: 3 twice (last 1/9/10) Stl: 2 twice (last 1/9/10)	
#20 Austin Davis	Pts: Reb: 2011-12 Ast: Stl:	Pts: Reb: <i>First Season at USI</i> Ast: Stl:	
#21 Isaac McClure	Pts: Reb: 2011-12 Ast: Stl:	Pts: 21 vs. Brescia (11/23/10) Reb: 15 vs. Saint Joseph's (1/2/11) Ast: 6 vs. Missouri S&T (1/8/11) Stl: 3 four times (last 1/15/11)	11 th Reb.; 3 rd FG %; 14 th Off. Reb.; 13 th Def. Reb.; 6 th Blocks
#23 Melvyn Little	Pts: Reb: 2011-12 Ast: Stl:	Pts: Reb: <i>First Season at USI</i> Ast: Stl:	
#24 Zach Watson	Pts: Reb: <i>Redshirting</i> Ast: Stl:	Pts: Reb: <i>First Season at USI.</i> Ast: Stl:	
#32 Taylor Wischmeier	Pts: Reb: 2011-12 Ast: Stl:	Pts: 10 vs. UW-Parkside (2/26/11) Reb: 5 twice (last 2/26/11) Ast: 2 twice (last 12/11/10) Stl: 2 vs. Missouri S&T (1/8/11)	
#33 Romaric Lasme	Pts: Reb: 2011-12 Ast: Stl:	Pts: Reb: <i>First Season at USI.</i> Ast: Stl:	
#35 Evan Brinkmeyer	Pts: Reb: <i>Redshirting</i> Ast: Stl:	Pts: Reb: <i>First Season at USI.</i> Ast: Stl:	
#51 Antwand Roshell	Pts: Reb: 2011-12 Ast: Stl:	Pts: Reb: <i>First Season at USI.</i> Ast: Stl:	

USI statistically in the GLVC in 2010-11 (Final as of 3/27/11)

Scoring Offense: 5 th	FG Percentage Defense: 1 st	Rebounding Margin: 1 st	Assist/Turnover Ratio: 4 th
Scoring Defense: 4 th	3-PT FG Percentage: 2 nd	Blocked Shots: 1 st	Offensive Rebounding: 1 st
Scoring Margin: 2 nd	3-PT FG Percentage Defense: 9 th	Assists: 3 rd	Defensive Rebounding: 1 st
Free Throw Percentage: 12 th	Rebounding Offense: 1 st	Steals: 8 th	3-PT FG Made: 14 th
FG Percentage: 2 nd	Rebounding Defense: 1 st	Turnover Margin: 12 th	

Division II Poll

2010-11 GLVC STANDINGS (as of 3/27/11)

NABC Division II (Nov. 1; Preseason Poll)

1. Bellarmine
2. Alabama-Huntsville
3. BYU-Hawaii
4. Missouri Southern
5. Lincoln Memorial
6. West Liberty
7. Findlay
8. Tarleton State
9. Bowie State
10. Metropolitan State
11. Central Oklahoma
12. **Southern Indiana**
13. Benedict
14. Humboldt State
15. Kentucky Wesleyan
16. Augustana
17. Alaska-Anchorage
18. Colorado School of Mines
19. Indiana (Pa.)
20. Saint Rose
21. Georgia Southwestern
22. Seattle Pacific
23. Massachusetts-Lowell
24. Arkansas Tech
25. Queens (N.C.)

East Division	GLVC	Pct.	Overall	Pct	Streak
Bellarmine [^] !	17-1	0.944	33-2	0.943	W9
Southern Indiana ^{^^}	14-4	0.778	24-6	0.800	L2
Northern Kentucky ^{^^}	12-6	0.667	21-9	0.700	L1
Indianapolis ^{^^}	12-6	0.667	19-9	0.679	L2
Kentucky Wesleyan ^{^^}	10-8	0.556	19-10	0.655	L2

*Clinched a berth in the GLVC Tournament; [^]Hosting first round game.

West Division	GLVC	Pct.	Overall	Pct	Streak
Drury ^{^^} !	13-5	0.722	23-8	0.742	L1
Missouri-St. Louis *	10-8	0.556	16-11	0.593	L1
Rockhurst *	6-12	0.333	8-19	0.296	L2
Missouri S&T	3-15	0.167	7-18	0.280	L3
Maryville #	3-15	0.167	7-19	0.269	W1

North Division	GLVC	Pct.	Overall	Pct	Streak
Quincy [*] !	9-9	0.500	16-11	0.593	L1
Lewis [*] !	9-9	0.500	17-14	0.548	L1
Saint Joseph's *	7-11	0.389	11-16	0.407	L2
UW-Parkside *	6-12	0.333	9-18	0.333	L1
Illinois-Springfield	4-14	0.222	8-17	0.320	W2

UPCOMING GAMES

Date	Higher Seed	Lower Seed	Tip-Off
11/6	Illinois State (Exh.)	Quincy	2:00 PM
11/6	Creighton (Exh.)	Rockhurst	2:05 PM
11/6	Purdue (Exh.)	Southern Indiana	4:00 PM
11/7	Pittsburgh (Exh.)	Kentucky Wesleyan	6:00 PM
11/7	Drury	Ozarks (Exh.)	7:00 PM
11/7	Illinois (Exh.)	Quincy	7:05 PM

Others receiving votes: Winona State (Minn.) 18, LIU-C.W. Post (N.Y.) 17, Limestone (S.C.) 15, Hillsdale (Mich.) 11, Central Missouri 10, Montevallo (Ala.) 10, Rollins (Fla.) 10, Christian Brothers (Tenn.) 8, Bentley (Mass.) 7, Cal Poly Pomona 7, Grand Valley State (Mich.) 7, West Texas A&M 7, Clayton State (Ga.), Florida Southern 5, Northern Kentucky 5, Drury (Mo.) 4, Harding (Ark.) 4, Fort Hays State (Kan.) 3, Bloomfield (N.J.) 2.

USI in exhibition games since 1990

1990: USI-95, Lexington AAU-96 (L)	2002: USI 116, Tornatta Stars 82 (W)
1991: USI-83, Derby AAU-82 (W)	USI-117, Akron Wingfoots-72 (W)
1992: USI-82, Cuba-77 (W)	2003: USI 76, UW-Milwaukee 99 (L)
1993: USI-124, Cook AAU-108 (W)	USI 125, Bradley Stars 75 (W)
1994: USI-106, Latvia National-79 (W)	2004: USI 75, Evansville 88 (L)
1995: USI-107, Croatia Select-77 (W)	USI 62, Cincinnati 82 (L)
1996: USI-104, Athletes in Action-115 (L)	2005: USI 78, Tennessee 86 (L)
1997: USI-87, Trans Block Dinamo-62 (W)	USI 77, Louisville 82 (L)
1998: USI-96, Ural Great-67 (W)	2006: USI 75, Evansville 77 (L)
1999: USI-101, Estonia Nat. -88 (W)	2007: USI 104, Moose Tours 83 (W)
2000: USI -107, Tornatta Stars-103 (W)	2008: USI 67, Evansville 71 (2 ot) (L)
2001: USI-89, Tornatta Stars-81 (W)	2009: USI 69, Southern Ill. 71 (L)
USI-84, Pella Windows-90 (L)	USI 88, Centre 58 (W)
	2010: USI 67, Illinois 76 (L)
	USI 40, Vanderbilt 77 (L)

USI Exhibition Notes



USI vs. Division I in exhibition season. The Eagles are 0-9 in exhibition games against Division I teams since 2003. USI has been edging closer against its Division I preseason opponents – the University of Evansville, University of Wisconsin-Milwaukee, University of Tennessee, University of Louisville, University of Cincinnati, Southern Illinois University, University of Illinois, and Vanderbilt University – but still is being outscored by an average of 80.9-68.6.



Second year versus the Big Ten. With its visit Purdue University, USI has played a Big Ten opponent in an exhibition game two years in a row. The Eagles had the University of Illinois on the ropes last year, after erasing a 13-point first half deficit, but lost a nine-point decision to the Illini, 76-67, in Champaign, Illinois.



In the 2010-11 preseason. Senior guard **Brandon Hogg**, who had 10 points in the close game with the University of Illinois last year, averaged 6.5 points, 5.0 rebounds, 1.5 assists, and 1.5 steals in USI's preseason games with Illinois and Vanderbilt University.

Next Games:

November 6
Southern Indiana vs. Purdue (Exhibition)
Series Record: *First Meeting*
Since 2000: *First Meeting*
Series at PAC since 2000: *First Meeting*

November 13 (Regular Season and Home Opener)
Southern Indiana vs. Ohio Dominican
Series Record: USI leads 1-0.
Since 2000: USI leads 1-0.
Series at PAC since 2000: USI leads 1-0
Last Year: @USI 80, ODU 63


Last Game:

March 12 (NCAA II Midwest Regional)
Drury 65, Southern Indiana 64
USI Leaders:
Points: C.J. Trotter 21 pts.; Brandon Hogg 16 pts.
Rebounds: Nick Duncheon 7 reb.
Assists: Kevin Gant 6 assists
Steals: Brandon Hogg 2 steals
Blocks: Isaac McClure 3 blocks


USI in 2010-11:


Overall record:	24- 6	Playing in February:	5- 2
GLVC record:	14- 4	Playing in March:	1- 2
Home record:	14- 2	Outshooting opponent:	23- 1
Road Record:	7- 2	Being outshot by opponent:	1- 4
Neutral site record:	3- 2	Teams are tied in shooting:	0- 1
Midwest Region Record:	17- 5	USI outrebounds opponent:	21- 4
Against Top 10 Teams:	0- 3	USI is outrebounded:	2- 1
Against Top 25 Teams:	3- 1	Tied in rebounding	1- 1
Playing at night:	16- 3	Shooting better than 50%:	15- 1
Playing during the day:	8- 3	Shooting less than 50%:	9- 5
Playing on Monday:	1- 1	Opponent has more turnovers:	14- 1
Playing on Tuesday:	3- 0	USI has more turnovers:	6- 5
Playing on Wednesday:	1- 0	Teams are tied in turnovers:	4- 0
Playing on Thursday:	6- 1	USI scores under 70 points:	3- 3
Playing on Friday:	3- 0	USI scores 70-79 points:	9- 2
Playing on Saturday:	7- 3	USI scores 80-89 points	4- 1
Playing on Sunday:	3- 1	USI scores 90-99 points:	6- 0
Leading at the half:	23- 2	USI scores 100 or more points:	2- 0
Trailing at the half:	1- 4	USI vs. Division II Teams:	19- 6
Tied at the half:	0- 0	USI vs. non-GLVC:	2- 0
Playing in overtime:	0- 0	USI vs. NAIA:	5- 0
Playing in November:	4- 0	USI vs. USCAA:	0- 0
Playing in December:	5- 1		
Playing in January:	9- 1		

USI's GLVC Season Notes:

 **USI vs. GLVC since 1992-93.** The Eagles have been dominating in the GLVC since 1992-93, posting a regular season conference record of 288-75 (.793). Between 1992 and 2011, USI has had at least 14 wins 19 times, posted 16 or more wins eight times, and won seven regular season conference titles.


 **Against the East Division.** The Eagles were 4-5 against the GLVC East Division in 2010-11.


 **Against the GLVC North.** USI was 5-0 against the GLVC North Division last year.


 **Against the GLVC West.** USI was 7-0 against the GLVC West Division last year.

USI Season Notes:


 **USI reached the 20-win plateau.** The Eagles have surpassed the 20-win mark 19 times in 21 seasons. The 20-win plateau is usually the first step toward earning a spot in the NCAA Division II Tournament.


 **At home in 2010-11.** USI was 14-2 at home last year and was led by center **Mohamed Ntumba** with 14.6 points per game. Guard **C.J. Trotter** and guard **Brandon Hogg** followed with 12.6 and 10.6 points per outing. Ntumba and forward **Isaac McClure** also were one-two in rebounding with 8.7 and 6.6 per game.


 **Away from the PAC in 2010-11.** The Eagles were 10-4 away from the PAC and led by guard **C.J. Trotter** with 17.3 points per game. Center **Mohamed Ntumba** recorded 13.9 points and 8.0 rebounds per contest, while guard **Brandon Hogg** is scoring 11.3 points per appearance.

 **Eagle over .500 against ranked teams.** USI was 3-3 against ranked teams last year, 46-39 (.541) since 1992-93.

 **USI tops century mark twice in 2010-11.** The Screaming Eagles topped the century mark twice last season. The Eagles are 116-3 (.975) when it scores 100 or more points and 12-3 (.800) when both teams score 100 or more since 1992-93. USI has won the last 59 games when it has posted 100 or more points.

 **Home-Sweet-Home.** USI is 263-25 (.913) at home since 1992-93 when playing at the PAC.

 **The magic number is 70.** USI is 248-44 (.849) when scoring 70 points or more in a game since 1999-2000. The Eagles are just 20-34 (.370) when scoring less than 70 during the last 10 years.

 **USI in overtime.** The Eagles are 0-1 in overtime in 2010-11 and are 23-17 (.575) in overtime since the beginning of the program in 1970-71.

2010-11 Overall Statistics

RECORD:	OVERALL	HOME	AWAY	NEUTRAL
ALL GAMES.....	(24-6)	(14-2)	(7-2)	(3-2)
CONFERENCE.....	(14-4)	(7-2)	(7-2)	(0-0)
NON-CONFERENCE.....	(10-2)	(7-0)	(0-0)	(3-2)

##	Player	GP-GS	Min--Avg	---TOTAL---		---3-PTS---		FT-FTA	Pct	----REBOUNDS----				PF	FO	A	TO	Blk	Stl	Pts	Avg
				FG-FGA	Pct	3FG-FGA	Pct			Off	Def	Tot	Avg								
33	Trotter, C.J.....	30-30	879 29.3	162-322	.503	54-134	.403	69-86	.802	31	66	97	3.2	58	0	51	47	18	35	447	14.9
51	Ntumba, Mohamed....	30-30	797 26.6	166-276	.601	0-0	.000	87-127	.685	119	130	249	8.3	84	4	32	55	52	25	419	14.0
05	Hogg, Brandon.....	30-30	771 25.7	99-208	.476	25-63	.397	110-164	.671	38	100	138	4.6	72	1	115	83	3	33	333	11.1
21	McClure, Isaac.....	30-0	643 21.4	113-197	.574	0-0	.000	64-104	.615	58	120	178	5.9	62	0	33	50	25	22	290	9.7
03	Gant, Kevin.....	30-30	884 29.5	95-196	.485	23-56	.411	39-56	.696	28	98	126	4.2	64	1	148	69	0	45	252	8.4
10	Rehmel, Jared.....	30-0	585 19.5	73-177	.412	37-88	.420	30-36	.833	11	47	58	1.9	42	1	54	33	0	23	213	7.1
34	Duncheon, Nick.....	30-30	562 18.7	65-144	.451	24-54	.444	21-26	.808	28	60	88	2.9	52	0	16	29	13	13	175	5.8
24	Evans, Nick.....	22-0	206 9.4	30-53	.566	0-0	.000	13-19	.684	13	37	50	2.3	28	1	9	27	11	5	73	3.3
31	Gallina, Eduardo...	30-0	347 11.6	32-93	.344	9-36	.250	21-36	.583	18	40	58	1.9	45	0	15	25	1	6	94	3.1
32	Wischmeier, Taylor.	30-0	280 9.3	35-64	.547	0-1	.000	17-33	.515	19	36	55	1.8	28	0	12	14	4	8	87	2.9
55	Hall, Wacey.....	8-0	42 5.3	6-14	.429	0-0	.000	3-4	.750	5	3	8	1.0	4	0	1	2	3	0	15	1.9
23	Grantz, Collin.....	16-0	29 1.8	1-11	.091	1-5	.200	0-0	.000	0	3	3	0.2	1	0	3	2	0	0	3	0.2
TEAM.....										33	49	82	2.7	0			1				
Total.....		30	6025	877-1755	.500	173-437	.396	474-691	.686	401	789	1190	39.7	540	8	489	437	130	215	2401	80.0
Opponents.....		30	6024	715-1694	.422	189-529	.357	417-574	.726	280	593	873	29.1	614	-	338	432	53	198	2036	67.9

TEAM STATISTICS	USI	OPP	DATE	OPPONENT	W/L	SCORE	ATTEND
SCORING.....	2401	2036	11/12/10	OHIO DOMINICAN	W	80-63	1800
Points per game.....	80.0	67.9	11/14/10	KING COLLEGE	W	78-70	1100
Scoring margin.....	+12.2	-	11/16/10	MCKENDREE	W	90-68	1200
FIELD GOALS-ATT.....	877-1755	715-1694	11/23/10	BRESCIA	W	98-62	1000
Field goal pct.....	.500	.422	*12/2/10	at Northern Kentucky	W	76-63	1298
3 POINT FG-ATT.....	173-437	189-529	*12/4/10	BELLARMINE	L	60-69	2200
3-point FG pct.....	.396	.357	@12/10/10	vs IU-Southeast	W	105-96	262
3-pt FG made per game.	5.8	6.3	@12/11/10	vs West Virginia State	W	78-67	115
FREE THROWS-ATT.....	474-691	417-574	+12/29/10	HARRIS-STOWE STATE	W	105-76	1100
Free throw pct.....	.686	.726	+12/30/10	ST. CATHARINE	W	65-64	1800
F-Throws made per game	15.8	13.9	*1/2/11	at Saint Joseph's	W	58-53	568
REBOUNDS.....	1190	873	*1/4/11	at Illinois Springfield	W	78-61	589
Rebounds per game.....	39.7	29.1	*1/6/11	MARYVILLE	W	76-50	1500
Rebounding margin.....	+10.6	-	*1/8/11	MISSOURI S&T	W	76-56	1700
ASSISTS.....	489	338	*1/13/11	DRURY	W	75-65	1850
Assists per game.....	16.3	11.3	*1/15/11	at Quincy	W	80-68	1416
TURNOVERS.....	437	432	*1/17/11	KENTUCKY WESLEYAN	W	93-64	2550
Turnovers per game....	14.6	14.4	*1/22/11	INDIANAPOLIS	L	68-70	2100
Turnover margin.....	-0.2	-	*1/27/11	LEWIS	W	75-71	1600
Assist/turnover ratio.	1.1	0.8	*1/29/11	WISCONSIN-PARKSIDE	W	93-81	2500
STEALS.....	215	198	*2/4/11	at Rockhurst	W	81-61	525
Steals per game.....	7.2	6.6	*2/6/11	at Missouri-St. Louis	W	79-50	361
BLOCKS.....	130	53	*2/10/11	at Indianapolis	W	90-70	1110
Blocks per game.....	4.3	1.8	*2/14/11	at Kentucky Wesleyan	L	77-84	3800
ATTENDANCE.....	27400	14819	*2/17/11	at Bellarmine	L	79-84	2450
Home games-Avg/Game...	16-1712	9-1346	*2/19/11	NORTHERN KENTUCKY	W	63-60	2000
Neutral site-Avg/Game.	-	5-540	%2/26/11	WISCONSIN-PARKSIDE	W	92-64	1400
			%3/5/11	vs Drury	W	88-74	-
SCORE BY PERIODS:	1st	2nd	OT	Total			
-----	-----	-----	-----	-----			
Southern Indiana.....	1172	1210	19	- 2401		LOT	81-87 1500
Opponents.....	945	1066	25	- 2036		L	64-65 825

* = Conference game

@ = Fern Valley Hotel Classic

+ = Bill Joergens Memorial Tournament

% = GLVC Tournament

! = NCAA II Midwest Regional

Southern Ind. (24-6)
Men's Basketball National Ranking Summary
Thru Games 03/15/2011

Category	Rank	Actual	National Leader	Actual
Won-Lost Percentage (275 ranked)	17	80.0	West Liberty	100.0
Scoring Offense (275 ranked)	39	80.0	West Liberty	111.6
Scoring Defense (275 ranked)	73	67.9	Tarleton St.	53.3
Scoring Margin (275 ranked)	12	12.2	West Liberty	31.3
Field-Goal Percentage (275 ranked)	8	50.0	Bellarmine	52.3
Field-Goal Percentage Defense (275 ranked)	69	42.2	Cal St. Dom. Hills	37.6
Three-Point Field Goals Per Game (275 ranked)	182	5.8	West Liberty	14.8
Three-Point Field-Goal Percentage (234 ranked)	9	39.6	West Liberty	41.8
Three Pt FG Defense (275 ranked)	213	35.7	Benedict	27.4
Free-Throw Percentage (275 ranked)	156	68.6	Findlay	80.9
Rebound Margin (275 ranked)	2	10.6	Lincoln Memorial	10.6
Assists Per Game (275 ranked)	24	16.3	West Liberty	24.8
Assist Turnover Ratio (275 ranked)	48	1.12	West Liberty	1.89
Blocked Shots Per Game (275 ranked)	28	4.3	S.C. Aiken	6.1
Steals Per Game (275 ranked)	133	7.2	West Liberty	14.1
Turnovers Per Game (275 ranked)	135	14.6	Mary	10.0
Turnover Margin (275 ranked)	163	-0.2	West Liberty	9.2
Personal Fouls Per Game (275 ranked)	74	18.0	Oakland City	12.6

Category	Player	Rank	Actual	National Leader	Actual
Points Per Game (500 ranked)	C.J. Trotter	215	14.9	Parrish West, Alas. Fairbanks	27.2
	Mohamed Ntumba	300	14.0		
Field-Goal Percentage (282 ranked)	Mohamed Ntumba	23	60.1	Roderick Williams, Morehouse	70.2
	C.J. Trotter	105	50.3		
Three-Point Field Goals Per Game (500 ranked)	C.J. Trotter	248	1.8	Mark Dockery, King (TN)	4.1
Three-Point Field-Goal Percentage (71 ranked)				Brantley Osborne, Shepherd	47.1
Free-Throw Percentage (500 ranked)	Mohamed Ntumba	424	68.5	Nathan Hyde, Findlay	92.0
	Brandon Hogg	442	67.1		
Rebounds Per Game (500 ranked)	Mohamed Ntumba	58	8.3	Marcus Goode, Benedict	11.8
	Isaac McClure	288	5.9		
Assists Per Game (500 ranked)	Kevin Gant	49	4.9	D.J. Ferguson, Flagler	9.2
	Brandon Hogg	132	3.8		
Blocked Shots Per Game (500 ranked)	Mohamed Ntumba	39	1.7	Temi Adebayo, Philadelphia U.	4.2
	Isaac McClure	216	0.8		
	C.J. Trotter	379	0.6		
Steals Per Game (500 ranked)	Kevin Gant	195	1.5	Martavius Orr, Ft.Val	3.6
	C.J. Trotter	439	1.2		
Assist Turnover Ratio (246 ranked)	Kevin Gant	36	2.14	Brandon Jenkins, FlaSo	4.66
	Brandon Hogg	157	1.39		

2011-12 USI Basketball Biographies

Coaching Staff

Rodney Watson

Men's Basketball Head Coach

Rodney Watson, the ninth head coach in the history of the USI men's basketball team, has had the Screaming Eagles soaring during his two seasons. Watson is 48-9 (.842) overall during his two years, including a 29-7 GLVC record.

The 2010-11 season saw Watson lead the Eagles to a 24-6 overall mark and a second place finish in the GLVC East Division with a 14-4 performance. USI also placed second in the GLVC Tournament and returned to the NCAA Division II Tournament under Watson guidance in 2010-11.

The 2010 GLVC Coach of the Year led USI to a 24-3 overall mark and ninth-place finish in the national poll during his first season. The Eagles set a school-record with 23-straight wins and were ranked as high as second in the national ranking.

The 24 wins were the most by a first-year USI head coach. The 2009-10 squad also featured *Basketball Times* Division II Player of the Year and All-American Jamar Smith.

Watson took the helm of the Eagles after 21 seasons at Southern Illinois University. He was the associate head coach during his last two seasons after spending 19 seasons as an assistant coach under head coaches Rich Herrin, Bruce Weber, Matt Painter, and Chris Lowery.

During Watson's tenure at SIU, the Salukis won 11 Missouri Valley Conference championships and qualified for nine NCAA Tournaments and six NITs. SIU also compiled a 430-237 record, a .645 winnings percentage, and was ranked in the top 15 nationally in scoring defense four times in the last five seasons.

Watson helped direct five Salukis to MVC Player of the Year honors; four to Newcomer of the Year awards; five to Freshman of the Year accolades; and nine to Defensive Player of the Year honors. The Salukis had 30 players earn All-MVC honors (18 first team and 12 second) during Watson's 21 seasons.

The Salukis' success was not limited to the basketball court, with 23 of the last 24 seniors earning bachelor's degrees since 2002. SIU had the Prairie Farms Student Athlete of the Year for men's basketball three times since the award was created in 2002.

A native of Paris, Illinois, Watson started his coaching career at Coulterville High School, where he guided the Eagles to the program's first regional championship. He moved to Madison High School in 1984 and led the Trojans to a regional and sectional championship, advancing to the Illinois Elite Eight.

Success at the high school level was a springboard to the college ranks, beginning with a two-year stretch in 1986 at the University of Nebraska-Omaha. He moved to SIU in 1988, beginning his 21-year association with the Salukis.

Watson and his wife Carol have four children, Ashley, Zachary, and twins, Olivia and Blake.

Watson at USI

	Overall	GLVC
2009-10	24- 3 (.889)	15- 3 (.833)
2010-11	24- 6 (.800)	14- 4 (.778)
2 Seasons	48- 9 (.889)	29- 7 (.806)

Gerad Good

Assistant Men's Basketball Coach

Gerad Good begins his third season as an assistant men's basketball coach at the University of Southern Indiana and as a part of Head Coach **Rodney Watson's** staff.

Good travels south from Indiana University-Purdue University Ft. Wayne to join Watson's staff. He has assisted IPFW Head Coach Dane Fife for the past two seasons, accumulating a 26-35 record.

Before joining IPFW's staff, Good was an assistant coach at John A. Logan College (Carterville, Illinois) for three seasons where he and Watson became closely associated. He helped the Volunteers to a 74-22 record during his tenure.

Good began his association with collegiate basketball as a player for two seasons at Husson College (Bangor, Maine). He concluded his college hoops career at Manchester College (North Manchester, Indiana), where he played two seasons for Head Coach Steve Alford.

After his playing career at Manchester, Good spent two seasons as a student assistant coach. He completed his bachelor's degree in physical education in 1996.

Good and his wife Robin have a son, Miles, and a daughter, Kinsley.

Derrick Tilmon

Assistant Men's Basketball Coach

Derrick Tilmon begins his third season as an assistant men's basketball coach at the University of Southern Indiana and as a part of Head Coach **Rodney Watson's** staff.

Tilmon started his collegiate career as a player at Hiawasse Junior College (Madisonville, Tennessee) before playing three seasons at Southern Illinois University. He was a three-year starting forward and center for the Salukis, ending his career as SIU's 13th all-time leading shot blocker. The Salukis were 20-13 and advanced to the second round of the NIT during Tilmon's senior season.

After his playing days at SIU, Tilmon spent five years playing professionally in Europe. He earned a spot on the Netherlands All-Star team and was part of the Netherlands championship series.

Tilmon entered the coaching ranks after his playing days, spending a year at Shorter College (Rome, Georgia) before moving onto Kentucky Wesleyan College (Owensboro, Kentucky), where he spent the previous three seasons.

Tilmon, who graduated from SIU with a bachelor's degree in health education in 2000, and his wife Nicole, have a son, Derrick, Jr.

Brent Owen

Men's Basketball Graduate Assistant

Brent Owen enters his third year as an assistant coach after making the transition from player to coach in 2009-10.

The three-time Academic All-GLVC performer, who appeared in 54 games as a member of the Screaming Eagles, posted his best game last season with a career-high eight points in the win over Maryville University.

Prior to playing for USI, Owen was an Illinois All-State performer at Chrisman High School.

Owen, a native of Chrisman, Illinois, graduated from USI in May of 2009 with a bachelor's degree in physical education. He is beginning work on a master's degree in education.

Player Bios

#1 Kenyon Smith

Position: Guard **Height:** 5-11 **Weight:** 183 **Class:** Junior **Hometown:** Chicago, IL **High School:** Simeon
Major: Sports Management

TRANSFER: Comes to USI after one season at Illinois State University, where he scored 10 points, dished 10 assists, and grabbed 16 rebounds in 13 games for the Redbirds...also averaged 7.7 minutes per contest...played for Lincoln Community College in 2009-10 and helped lead the Lynx to the NJCAA Division II National Championship...earned All-Conference and All-Region honors after averaging 12.6 points, 6.3 rebounds, and 3.4 assists to begin his collegiate career. **HIGH SCHOOL:** Lettered in basketball at Simeon High School (Chicago, Illinois)...played in the 2008 Illinois Basketball Coaches Association Class 3A/4A Senior All-Star Game and in the McDonald's Riverwar All-Star game after his senior season at SHS...also dished 270 assists and averaged 8.0 points per game as a senior at Simeon...was the back-up guard to the Chicago Bulls' Derrick Rose as a junior at Simeon, averaging 4.3 points and 2.0 assists per contest. **PERSONAL:** Born February 7, 1989...son of Latasha Smith.

#2 Kurtis Anthony

Position: Guard **Height:** 5-10 **Weight:** 185 **Class:** Freshman **Hometown:** Washington, IN **High School:** Washington
MAJOR: Pre-Nursing

HIGH SCHOOL: Lettered in basketball, baseball, and football at Washington High School (Washington, Indiana)...named Big Eight All-Conference and All-Big Eight Tournament...helped WHS to the Indiana Class 3A championships in 2010 and 2011. **PERSONAL:** Born August 29, 1993...son of Bill and Cyd Anthony.

#3 Ben Jones

Position: Guard **Height:** 6-0 **Weight:** 195 **Class:** Sophomore **Hometown:** Robinson, IL **High School:** Robinson
MAJOR: Business

TRANSFER: Began his collegiate career at Lincoln Land Community College (Springfield, Illinois)...averaged 5.4 points and 2.0 rebounds per game...also shot 52 percent from the field (49/95) in 31 games. **HIGH SCHOOL:** Lettered in basketball, football, and track at Robinson High School (Robinson, Illinois)...named first-team All-State in basketball as a senior at RHS...member of the RHS squad that won the Illinois Class 2A championship...also helped RHS to the Apollo Conference and regional titles in 2009 and 2010. **PERSONAL:** Born January 27, 1992...son of Paul and Kendra Jones.

#5 Brandon Hogg

Position: Guard **Height:** 6-1 **Weight:** 185 **Class:** Senior **Hometown:** Edwardsville, IL **High School:** Edwardsville
MAJOR: Physical Education

2010-11: Recorded his best season as an Eagle and started all 30 games...averaged a career-high 11.1 points, 4.6 rebounds, and 3.8 assists per game...dropped in a career-high 25 points against Drury University and the University of Illinois-Springfield...posted a career-best eight rebounds and eight assists three times...recorded as season-high four steals versus the University of Wisconsin-Parkside. **2009-10:** Played in all 27 games during his second season with the Eagles...averaged 2.6 points and 1.6 rebounds per game...also dished out 1.3 assists per contest...scored a season-best 10 points versus Ohio Valley University...grabbed a season-high with five rebounds against Drury University...credited with a career-high five steals in the victory at the University of Indianapolis...dished out a season-best three assists against five different opponents. **2008-09:** Saw action in 29 games as a freshman...averaged 2.8 points and 1.1 rebounds per contest...scored a season-high 12 points in the victory over Temple Baptist College...grabbed a season-best five rebounds against Urbana University and dished out two assists six times...made a first-year high three steals twice. **HIGH SCHOOL:** Begins his collegiate career at USI after a successful four seasons at Edwardsville High School (Edwardsville, Illinois)... led the Tigers to a 27-3 record in 2007-08, good enough to be ranked seventh in the Associated Press Class 4A poll at the end of the season...named fourth-team Illinois Basketball Coaches Association All-State after averaging 14.0 points, 8.1 assists, and 6.6 rebounds per game...the 8.1 assists per game led the St. Louis area in that statistical category. **PERSONAL:** Born September 17, 1989...son of Larry and Cheryl Hogg.

Career Statistics

Year	GP-GS	Min/Avg	Total		Pct	3-Point		Pct	FT-FTA		Pct	Rebounds			Avg	Ast	Blk	Stl	Pts/Avg
			FG	FGA		FG	FGA		FT	FTA		Off	Def	Tot					
2008-09	29- 0	245/8.4	26-	67	.388	13-	32	.406	16-	28	.571	11-	20	31	1.1	20	1	14	81/ 2.8
2009-10	27- 0	305/11.3	25-	61	.410	1-	14	.071	19-	29	.655	16-	28	44	1.6	34	2	23	70/ 2.6
2010-11	30-30	771/25.7	99-	208	.476	25-	63	.397	110-	164	.671	38-	100	138	4.6	115	3	33	333/11.1
TOTAL	86-30	1321/15.4	150-	336	.446	39-	109	.358	145-	221	.656	65-	148	213	2.5	169	6	70	484/ 5.6

#10 Travis Jones

Position: Guard **Height:** 6-3 **Weight:** 200 **Class:** Junior **Hometown:** Carmi, IL **High School:** Carmi-White
MAJOR: Kinesiology

TRANSFER: Transferred to USI from Missouri Southern State University...played two seasons with the Lions...appeared in 16 games as a freshman, dropping in a season-high 11 points against the University of Nebraska-Omaha...saw action in 16 contests as a sophomore and posted a career-high 15 points against Missouri University of Science & Technology. **HIGH SCHOOL:** Lettered in baseball and basketball at Carmi-White High School (Carmi, Illinois)...named first-team All-Conference as a junior and senior...averaged 21.2 points, 5.0 rebounds, and three assists as a senior...set the CWCHS record for career three-point field goals and consecutive record for free throws...fourth all-time in CWCHS history with 1,359 points. **PERSONAL:** Born March 11, 1989...son of Bob and Shelly Jones.

#12 Lawrence Thomas

Position: Guard **Height:** 5-9 **Weight:** 145 **Class:** Sophomore **Hometown:** Springfield, IL **High School:** Southeast
MAJOR: Sports Management

2010-11: Redshirted. **2009-10:** Played in 15 games as a freshman...averaged 12.1 minutes per game and averaged 2.7 points, 1.2 rebounds, and 0.9 assists per game...scored a season-best eight points in the win over Indiana University-Southeast, while dishing out a season-high three assists against Maryville University and Brevard College. **HIGH SCHOOL:** Lettered in basketball and golf at Southeast High School (Springfield, Illinois) finished his prep career as the Central State Eight Conference Male Athlete of the Year...named Illinois Basketball Coaches Association (IBCA) second-team All-State and CS8 Player of the Year in 2009 after leading the conference in scoring with 22.3 points per game...The *Springfield State Journal-Register* first-team All-CS8 selection started 106 of his 111 high school contests and finished his SEHS career with 17.5 points, 2.2 assists, and 2.5 steals per game...also concluded his tenure at SEHS by leading the Spartans to the basketball team's first CS8 championship and set the all-time record with 1,941 career points. **PERSONAL:** Born February 4, 1991...son of Lawrence and Joan Thomas.

Career Statistics

Year	GP-GS	Min/Avg	Total		3-Point			Rebounds			Avg	Ast	Blk	Stl	Pts/Avg
			FG-FGA	Pct	FG-FGA	Pct	FT-FTA	Pct	Off-Def	Tot					
2009-10	15-0	182/12.1	16-42	.381	6- 19	.316	3- 3	1.000	4- 14	18	1.2	14	2	9	41/2.7
2010-11					Redshirted										
Total	15-0	182/12.1	16-42	.381	6- 19	.316	3- 3	1.000	4- 14	18	1.2	14	2	9	41/2.7

#20 Austin Davis

Position: Forward/Guard **Height:** 6-8 **Weight:** 175 **Class:** Redshirt Freshman **Hometown:** Freeport, IL **High School:** Freeport
MAJOR: Business

2010-11: Redshirted. **HIGH SCHOOL:** Lettered in basketball at Freeport Senior High School (Freeport, Illinois)...recorded 16.0 points, 10.1 rebounds, 1.7 assists, and 2.5 blocked shots per game as a senior...shot 53 percent from the field, 40 percent from long range, and 68 percent from the free throw line...named first-team NIC-10 All-Conference and IBCA 3A/4A special mention All-State...had a 28-point and 22-rebound performance against Rochelle Township High School...led the Pretzels to the regional championship...averaged 11.2 points and 5.5 rebounds per game as a junior, while leading the Pretzels to a 15-14 overall record...also shot 52 percent from the field, 42 percent from long range, and 77 percent from the charity stripe. **PERSONAL:** Born May 2, 1992...son of Brad and Luann Davis.

#21 Isaac McClure

Position: Forward **Height:** 6-6 **Weight:** 215 **Class:** Senior **Hometown:** Paducah, KY **High School:** Paducah Tilghman
MAJOR: Sports Management

2010-11: Played in all 30 games during his first season with USI...averaged 9.7 points and 5.9 rebounds off the bench...dropped in a season-high 21 points against Brescia University and grabbed a season-best 15 rebounds against Saint Joseph's College...dished a first-year high six assists against Missouri University of Science & Technology...ranked third in field goal percentage and sixth in blocks in the GLVC...also was 11th in the conference in rebounding. **TRANSFER:** Transferred to USI from Southeastern Illinois College (Harrisburg, Illinois)...helped lead the Falcons to a 24-11 record last season after averaging 13.3 points and 6.7 rebounds per game...also blocked 1.6 shots per game...averaged 5.8 points and 4.0 rebounds per contest as a freshman in helping SIC to a 24-5 mark...also was a teammate of former USI center Mohamed Ntumba at SIC during the 2008-09 season. **HIGH SCHOOL:** Lettered in basketball at Paducah Tilghman High School (Paducah, Kentucky)...helped the Tornados to the Kentucky Sweet Sixteen in both 2007 and 2008. **PERSONAL:** Born January 12, 1990...son of Tim Moseley and Shirley McClure.

Career Statistics

Year	GP-GS	Min/Avg	Total		3-Point			Rebounds			Avg	Ast	Blk	Stl	Pts/Avg
			FG-FGA	Pct	FG-FGA	Pct	FT-FTA	Pct	Off-Def	Tot					
2010-11	30- 0	643/21.4	113-197	.574	0- 0	.000	64-104	.615	58-120	178	5.9	33	25	22	290/9.7

#23 Melvyn Little

Position: Guard **Height:** 6-3 **Weight:** 183 **Class:** Junior **Hometown:** Louisville, KY **High School:** Trinity
MAJOR: Sports Management

TRANSFER: Signs with USI after two seasons at Cincinnati State Technical and Community College... was named first-team All-Ohio Community Athletic Conference and All-NJCAA Region XII after averaging 14.8 points per game as a sophomore...also averaged 2.8 steals and 3.5 rebounds per contest for the Surge, who finished 21-10 in 2010-11...averaged 9.7 points, 1.6 rebounds, and 2.6 steals per contest during his first season at Cincinnati State Tech. **HIGH SCHOOL:** Lettered in basketball and football at Trinity High School. **PERSONAL:** Born January 4, 1991...son of Melvyn and Andrea Little.

#24 Zach Watson

Position: Forward **Height:** 6-5 **Weight:** 170 **Class:** Freshman **Hometown:** Carterville, IL **High School:** Carterville
MAJOR: Undecided

HIGH SCHOOL: Lettered in basketball, cross country, and track at Carterville High School (Carterville, Illinois)...was sixth at the Illinois state championships in the high jump...also won the sectional championship in the high jump. **PERSONAL:** Born July 10, 1992...son of Rodney and Carol Watson.

#32 Taylor Wischmeier

Position: Forward **Height:** 6-8 **Weight:** 220 **Class:** Sophomore **Hometown:** Brownstown, IN **High School:** Brownstown Central
MAJOR: Mathematics

2010-11: Played in all 30 games as a freshman....averaged 2.9 points and 1.8 rebounds per contest off the bench...scored a season-high 10 points in the win over the University of the Wisconsin-Parkside...grabbed a season-best five rebounds in three different games. **HIGH SCHOOL:** Lettered in basketball at Brownstown Central High School (Brownstown, Indiana)...was the BCHS 2010 Most Valuable Player and averaged a double-double (21.5 points and 10.0 rebounds per game) for his career...named the 2010 Graber Post Classic Most Valuable Player and helped lead the Braves to the Indiana state finals in 2009 and the regional finals in 2010. **PERSONAL:** Born December 17, 1991...son Brian and Julie Wischmeier.

Career Statistics

Year	GP-GS	Min/Avg	Total		Pct	3-Point		Pct	FT-FTA		Pct	Rebounds		Avg	Ast	Blk	Stl	Pts/Avg
			FG-FGA	Pct		FG-FGA	Pct		FT-FTA	Pct		Off-Def	Tot					
2010-11	30-0	280/9.3	35- 64	.547		0- 1	.000		17- 33	.515		19- 36	55	1.8	12	4	8	87/ 2.9

#33 Romaric Lasme

Position: Forward/Center **Height:** 6-6 **Weight:** 200 **Class:** Senior **Hometown:** Port-Gentil, Gabon **High School:** Winchendon School
MAJOR: Advanced Manufacturing

TRANSFER: Transferred to USI for one season after spending 2010-11 at Morehead State University...saw action in 13 games, scoring five points and grabbing 16 rebounds....played for Laramie County Community College (Cheyenne, Wyoming)....averaged 13.9 points and 7.3 rebounds per game in 2009 for LCC. **HIGH SCHOOL:** Attended Winchendon School (Winchendon, Massachusetts).

#51 Antwand Roshell

Position: Center **Height:** 6-10 **Weight:** 260 **Class:** Senior **Hometown:** Wauwatosa, WI **High School:** Milwaukee Midwest
MAJOR: Sociology

TRANSFER: Came to USI after one season at Louisiana Tech University...played in 29 games in 2010-11, averaging 2.3 points and 2.6 rebounds...posted a season-high 10 points against Hawaii University and 10 rebounds against Fresno State University...started his collegiate career at John A. Logan College...averaged 4.3 points, 5.7 rebounds, and 1.8 blocks per game as a sophomore, while posting 4.3 points, 4.3 rebounds and 1.4 blocks per contest as a freshman. **HIGH SCHOOL:** Played at Milwaukee Midwest Adult Academy. **PERSONAL:** Born December 22, 1988...son of Zeddie Roshell and Kimberly Pierce.