



## 2009-10 USI Women's Basketball Game Notes

◆ February 3, 2010 ◆

**Media Contacts:** Ray Simmons, Sports Information Director (Office) 812/465-1622; (Home) 812/402-643  
Dan McDonnell, Asst. Sports Information Director (Office) 812/465-1121; (Home) 812/303-6287

### Upcoming Games

Thursday, February 4: University of Missouri-St. Louis, 5:15 p.m. (Physical Activities Center)\*

Saturday, February 6: Rockhurst University, 1 p.m. (Physical Activities Center)\*^

Tuesday, February 9: at Drury University, 5:45 p.m. (Springfield, MO)\*

\*Denotes GLVC contest; ^Denotes Homecoming; All Times are Central.

## USI Schedule & Results On the Air

### October

Disney Division II West Coast Tip-off Classic  
Anaheim, California

Fri. 30: vs. Western Oregon W 71-64  
Sat. 31: vs. San Francisco State L 59-62

### November

Sun. 1: vs. Fort Lewis L 81-84  
**Sun. 8: @ Indiana State (Exhib.) L 48-65**

Sun. 15: @ Wayne State (MI) W 69-68  
Wed. 18: Urbana W 68-64  
Sun. 22: Marygrove W 101-40  
Tue. 24: Lincoln Memorial W 86-78

### Bellarmino Thanksgiving Classic

Louisville, Kentucky  
Sat. 28: vs. Saint Francis (IN) W 76-61  
Sun. 29: vs. Hillsdale W 91-83

### December

Thu. 3: Bellarmine W 89-63\*  
Sat. 5: Northern Kentucky W 85-76\*  
Wed. 9: North Alabama W 91-62  
Wed. 30: Ferris State W 71-52

### January

Sat. 2: Illinois-Springfield W 77-58\*  
Mon. 4: Saint Joseph's W 84-67\*  
Thu. 7: @ Missouri S&T L 51-73\*  
Sat. 9: @ Maryville W 83-66\*  
Thu. 14: @ Kentucky Wesleyan W 79-61\*  
Thu. 21: @ Indianapolis L 64-74\*  
Thu. 28: @ Wisconsin-Parkside L 64-74\*  
Sat. 30: @ Lewis L 51-60\*

### February

Thu. 4: Missouri-St. Louis 5:15 p.m.\*  
Sat. 6: Rockhurst 1 p.m.\*^  
Tue. 9: @ Drury 5:45 p.m.\*  
Sat. 13: Indianapolis 5:15 p.m.\*  
Mon. 15: Kentucky Wesleyan 5:15 p.m.\*  
Thu. 18: @ Northern Kentucky 4:30 p.m.\*  
Sat. 20: @ Bellarmine 4:45 p.m.\*  
Mon. 22: Quincy 5:15 p.m.\*!

### GLVC Tournament 1<sup>st</sup> & 2<sup>nd</sup> Rounds February 27-28

Sites to be determined: on campus sites

### GLVC Tournament Semifinals/Final March 6-7

UIS TRAC  
Springfield, Illinois

### Midwest Region Tournament March 12-15

Site to be determined

### NCAA II Elite Eight March 23-26

Saint Joseph's Civic Center  
Saint Joseph, Missouri

\*GLVC contest; ^Homecoming; !Senior Day.  
All times are Central.

Radio: WPSR 90.7 FM.

Internet: [www.theedgeradio.org](http://www.theedgeradio.org).

TV/Web casts: B2 Networks/WTSN (Check USI website for coverage)

### On the Web

USI Athletic web site: [www.gousieagles.com](http://www.gousieagles.com)

Live stats for home games: [www.usi.edu/sports/wbblive/xlive.htm](http://www.usi.edu/sports/wbblive/xlive.htm)

### Head Coach Rick Stein (11<sup>th</sup> Year)

USI/career record: 182-128 (.587)  
GLVC record: 102-102 (.500)  
Home record: 110-47 (.699)  
Road record: 48-63 (.432)  
Neutral record: 24-18 (.571)  
Midwest Region record: 137-113 (.548)

### USI in 2009-10

Overall record: 15-6 (.714)  
GLVC record: 6-4 (.600)  
Division Record: 3-1 (.750)  
Home record: 9-0 (1.000)  
Road record: 3-4 (.429)  
Neutral site record: 3-2 (.600)  
Midwest Region record: 10-4 (.714)

### USI's last time out

**Lewis 60**  
Pts: K. Dianis, 17.  
Rbs: K. Dianis, 11.  
Asts: K. Currin, 5.

**Southern Indiana 51**  
Pts: A. Sickles, 22.  
Rbs: E. Young, 7.  
Asts: Three players with 2.  
Notable: A. Sickles, 3 blks;  
C. Leeberg, 3 stls.

### Recap

After falling behind by 10 at the break, the Eagles surged back to close the gap to within two points. Lewis, however, used a 10-0 run to stop the surge and swing momentum back into its favor. USI got not closer than seven points from that juncture as it lost its third straight game.

### USI vs. Opponents

#### USI vs. University of Missouri-St. Louis Tritons (10-11, 6-6 GLVC)

-Series record: USI leads the all-time series, 25-10.  
-Series since 2000: USI leads the series, 16-4.  
-First meeting: UMSL 86, at USI 51 (1981-82 season)  
-Last year: @USI 92, UMSL 73 (1/22/09); USI 83, @UMSL 74 (ot) (2/19/09)

#### USI vs. Rockhurst University Hawks (6-14, 2-10 GLVC)

-Series record: USI leads the all-time series, 6-3.  
-Series since 2000: USI leads the series, 5-3.  
-First meeting: USI 63, RU 57 (November 19, 1999 at St. Joseph, MO)  
-Last year: RU 77, @USI 67 (1/24/09); @RU 70, USI 59 (2/28/09)

## 2009-10 University of Southern Indiana Screaming Eagles

<u>PLAYER</u>	<u>2009-10 Statistics</u>			<u>2009-10 Season Highs</u>	<u>USI Career Highs</u>
	<u>Pt.</u>	<u>Reb.</u>	<u>Ast.</u>		
 <p><b>#1 Rinesha Soaper</b>  <b>Pronunciation:</b>                      Rye-KNEE-shuh                      5'4"...Sophomore...Guard  <b>Hometown:</b> Henderson, KY  <b>H.S.:</b> Henderson County</p>	7.7	1.1	1.2	<b>Pts:</b> 21-Urbana, 11/18 <b>Reb:</b> 4-Marygrove, 11/22 <b>Ast:</b> 4-Twice, last on 11/24 <b>Stl:</b> 4-Three times, last on 1/7 <b>Double-figure scoring:</b> 6 <b>20-point outings:</b> 2	<b>Pts:</b> 26-Wayne State, 12/29/08 <b>Reb:</b> 4-Four times, last on 11/22/09 <b>Ast:</b> 4-Six times, last on 11/24/09 <b>Stl:</b> 5-Three times, last on 1/15/09 <b>Double-figure scoring:</b> 17 <b>20-point outings:</b> 3
 <p><b>#4 Cootie Leeberg</b>  <b>Pronunciation:</b> Coo-tee                      5'7"...Sophomore...Guard  <b>Hometown:</b> Lombard, IL  <b>H.S.:</b> Montini Catholic</p>	4.9	1.7	1.0	<b>Pts:</b> 13-Twice, last on 12/3 <b>Reb:</b> 3-Six times, last on 1/28 <b>Ast:</b> 4-Twice, last on 12/9 <b>Stl:</b> 3-Twice, last on 1/30 <b>Double-figure scoring:</b> 4	<b>Pts:</b> 13-Twice, last on 12/3/09 <b>Reb:</b> 4-Abilene Christian, 11/15/08 <b>Ast:</b> 4-Three times, last on 12/5/09 <b>Stl:</b> 3-Twice, last on 1/30/10 <b>Double-figure scoring:</b> 4
 <p><b>#10 Ladi Stallard</b>  <b>Pronunciation:</b> Lah-dee                      Stahl-lerd (a is like at in both)                      5'11"...Freshman...Guard  <b>Hometown:</b> Olney, IL  <b>H.S.:</b> Olney East Richland</p>	0.0	0.0	0.3	<b>Pts:</b> n/a <b>Reb:</b> n/a <b>Ast:</b> 1-Marygrove, 11/22 <b>Stl:</b> n/a	First Year at USI
 <p><b>#12 Anaris Sickles</b>  <b>Pronunciation:</b> Uh-nair-is                      6'0"...Senior...Forward  <b>Hometown:</b> Harrodsburg, KY  <b>H.S.:</b> Lexington Catholic  <b>Last School:</b> Evansville</p>	7.1	3.2	0.7	<b>Pts:</b> 22-Lewis, 1/30 <b>Reb:</b> 7-San Fran.-St., 10/31 <b>Ast:</b> 3-Wayne State, 11/15 <b>Stl:</b> 2-Twice, 12/30 <b>Double-figure scoring:</b> 5 <b>20-point outings:</b> 1	First Year at USI
 <p><b>#13 Abby Williams</b>  <b>Pronunciation:</b> as sounds                      6'0"...Senior... Guard/Forward  <b>Hometown:</b> St. Joseph, IL  <b>H.S.:</b> St. Joseph-Ogden  <b>Last School:</b> Kankakee C.C.</p>	8.0	4.8*	1.1	<b>Pts:</b> 20-St. Joseph's, 1/4 <b>Reb:</b> 9-Lincoln Mem., 11/24 <b>Ast:</b> 3-San Fran. St., 10/31 <b>Stl:</b> 2-Twice, last on 11/29 <b>Double-figure scoring:</b> 6 <b>20-point outings:</b> 1 <b>Double-figure rebounding:</b> 0 <b>Double-Doubles:</b> 0	<b>Pts:</b> 20-St. Joseph's, 1/4 <b>Reb:</b> 11-Three times, last 2/28/09 <b>Ast:</b> 5-Edinboro, 11/22/08 <b>Stl:</b> 3-Five times, last on 2/28/09 <b>Double-figure scoring:</b> 17 <b>20-point outings:</b> 1 <b>Double-figure rebounding:</b> 5 <b>Double-Doubles:</b> 4
 <p><b>#21 Stephanie Gehlhausen</b>  <b>Pronunciation:</b> Gell-hows-in                      5'10"...Junior...Guard  <b>Hometown:</b> Newburgh, IN  <b>H.S.:</b> Castle  <b>Last School:</b> Ala.-Huntsville</p>	1.5	0.8	0.4	<b>Pts:</b> 5-St. Joseph's, 1/7 <b>Reb:</b> 2-Four times, last 1/28 <b>Ast:</b> 2-Fort Lewis, 11/1 <b>Stl:</b> 2-Marygrove, 11/22	First Year at USI
 <p><b>#22 Amie Newhart</b>  <b>Pronunciation:</b> as sounds                      5'6"...Junior...Guard  <b>Hometown:</b> Mulberry, IN  <b>H.S.:</b> Clinton Prairie</p>	12.0	3.7	3.7*	<b>Pts:</b> 20-Fort Lewis, 11/1 <b>Reb:</b> 7-Ill.-Springfield, 1/2 <b>Ast:</b> 8-Twice, last on 1/4 <b>Stl:</b> 4-Twice, last on 12/3 <b>Double-figure scoring:</b> 13 <b>20-point outings:</b> 1	<b>Pts:</b> 21-Missouri S&T, 2/21/09 <b>Reb:</b> 7-Three times, last on 1/2/10 <b>Ast:</b> 8-Three times, last on 1/4/10 <b>Stl:</b> 5-UW-Parkside, 1/10/08 <b>Double-figure scoring:</b> 45 <b>20-point outings:</b> 2
 <p><b>#23 Chantiera Johnson</b>  <b>Pronunciation:</b> Shan-tee-air-uh                      5'10"...Freshman...Guard/Forward  <b>Hometown:</b> St. Louis, MO  <b>H.S.:</b> Hazelwood Central</p>	1.0	0.4	0.2	<b>Pts:</b> 7-Marygrove, 11/22 <b>Reb:</b> 2-Maryville, 1/9 <b>Ast:</b> 1-Twice, last on 12/3 <b>Stl:</b> 3-Marygrove, 11/22	First Year at USI




\*Team Leader.

Continued on next page...

PLAYER		2009-10 Statistics			2009-10 Season Highs	USI Career Highs
		Pt.	Reb.	Ast.		
	<b>#24 Lauren Meneghetti</b> <b>Pronunciation:</b> MEN-eh-get-EE 5'10"...Junior...Guard <b>Hometown:</b> Munster, IN <b>H.S.:</b> Munster	7.3	2.5	1.5	<b>Pts:</b> 17-Indianapolis, 1/21 <b>Reb:</b> 9-Western Oregon, 10/30 <b>Ast:</b> 4-Twice, last on 11/29 <b>Stl:</b> 4-Wayne State, 11/15 <b>Double-figure scoring:</b> 6 <b>20-point outings:</b> 0	<b>Pts:</b> 26-SE Oklahoma St., 11/16/08 <b>Reb:</b> 9-Wesern Oregon, 10/30/09 <b>Ast:</b> 8-Drury, 2/7/09 <b>Stl:</b> 4-Three times, last on 11/15/09 <b>Double-figure scoring:</b> 18 <b>20-point outings:</b> 1
	<b>#25 Stephanie McSparin</b> <b>Pronunciation:</b> Mic-spare-in 6'1"...Junior...Forward/Center <b>Hometown:</b> Marion, IL <b>H.S.:</b> Marion <b>Last School:</b> John A. Logan	2.5	2.2	0.6	<b>Pts:</b> 12-Ill.-Springfield, 1/2 <b>Reb:</b> 7-Ill.-Springfield, 1/2 <b>Ast:</b> 2-Marygrove, 11/22 <b>Stl:</b> 2-Ferris State, 12/30 <b>Double-figure scoring:</b> 1	First Year at USI
	<b>#30 Ellen Young</b> <b>Pronunciation:</b> as sounds 5'5"...Junior... Guard <b>Hometown:</b> Salem, IL <b>H.S.:</b> Salem Community <b>Last School:</b> SIU Carbondale	14.6*	4.2	1.9	<b>Pts:</b> 30-Northern Ky., 12/5 <b>Reb:</b> 8-St. Joseph's, 1/4 <b>Ast:</b> 4-Lincoln Mem., 11/24 <b>Stl:</b> 4-Western Oregon, 10/30 <b>Double-figure scoring:</b> 16 <b>20-point outings:</b> 4 <b>30-point outings:</b> 1 <b>Double-figure rebounding:</b> 0 <b>Double-Doubles:</b> 0	<b>Pts:</b> 30-Northern Ky., 12/5/09 <b>Reb:</b> 12-Truman State, 12/22/08 <b>Ast:</b> 6-Missouri S&T, 2/21/09 <b>Stl:</b> 5-Grace, 11/29/08 <b>Double-figure scoring:</b> 34 <b>20-point outings:</b> 8 <b>30-point outings:</b> 1 <b>Double-figure rebounding:</b> 2 <b>Double-Doubles:</b> 2
	<b>#31 Simone Swary</b> <b>Pronunciation:</b> Swore-ee 5'11"...Freshman...Forward <b>Hometown:</b> Ft. Wayne, IN <b>H.S.:</b> Northrop	1.7	0.7	0.3	<b>Pts:</b> 5-Marygrove, 11/22 <b>Reb:</b> 2-Marygrove, 11/22 <b>Ast:</b> n/a <b>Stl:</b> 1-Ferris State, 12/30	First Year at USI
	<b>#40 Courtney Perry</b> <b>Pronunciation:</b> as sounds 6'0"...Junior...Forward/Center <b>Hometown:</b> Crown Point, IN <b>H.S.:</b> Crown Point	2.7	2.5	0.3	<b>Pts:</b> 6-Twice, last on 1/9 <b>Reb:</b> 7-Ill.-Springfield, 1/2 <b>Ast:</b> 2-Marygrove, 11/22 <b>Stl:</b> 2-Three times, last 1/2	<b>Pts:</b> 6-Three times, last on 1/9/10 <b>Reb:</b> 7-Ill.-Springfield, 1/2/10 <b>Ast:</b> 2-Three times, last on 11/22/09 <b>Stl:</b> 2-Twice, last on 11/22/09
	<b>#43 Leigha Thompson</b> <b>Pronunciation:</b> Leah 6'2"...Sophomore...F/C <b>Hometown:</b> Teutopolis, IL <b>H.S.:</b> Teutopolis	2.3	1.8	0.3	<b>Pts:</b> 7-Marygrove, 11/22 <b>Reb:</b> 5-Marygrove, 11/22 <b>Ast:</b> 1-Marygrove, 11/22 <b>Stl:</b> 1-Ferris State, 12/30	<b>Pts:</b> 7-Marygrove, 11/22/09 <b>Reb:</b> 5-Marygrove, 11/22/09 <b>Ast:</b> 1-Marygrove, 11/22/09 <b>Stl:</b> 1-Ferris State, 12/30/09
	<b>#44 Ashton Mertens</b> <b>Pronunciation:</b> as sounds 6'1"...Sophomore...F/C <b>Hometown:</b> Morton, IL <b>H.S.:</b> Morton <b>Last School:</b> Kankakee C.C.	7.6	4.5	0.7	<b>Pts:</b> 19-N. Alabama, 12/9 <b>Reb:</b> 14-Fort Lewis, 11/1 <b>Ast:</b> 2-Three times, last 1/4 <b>Stl:</b> 2-Maryville, 1/9 <b>Double-figure scoring:</b> 6 <b>Double-figure rebounding:</b> 1	First Year at USI

**\*Team Leader.**

**2009-10 Women's Basketball Coaching Staff**

	<b>Rick Stein</b> <b>Head Coach (11<sup>th</sup> season)</b> <b>Pronunciation:</b> Styne		<b>Randa Dallas</b> <b>Assistant Coach (11<sup>th</sup> season)</b> <b>Pronunciation:</b> Ran-duh		<b>Michelle Irwin-Wagner</b> <b>Assistant Coach (4<sup>th</sup> season)</b> <b>Pronunciation:</b> as sounds
--	--	---	---	---	---

Starters in last game:	PPG	RPG	APG	Last Game
#12 Anaris Sickles (6'0"...Sr...F...Harrodsburg, KY)	7.1	3.2	0.7	22 pts, 6 rbs, 3 blks
#13 Abby Williams (6'0"...Sr...G/F...St. Joseph, IL)	8.0	4.8	1.1	5 pts, 4 rbs, 2 asts
#22 Amie Newhart (5'6"...Jr...G...Mulberry, IN)	12.0	3.7	3.7*	7 pts, 3 rbs, 2 asts
#24 Lauren Meneghetti (5'10"...Jr...G...Munster, IN)	7.3	2.5	1.5	5 pts, 4 rbs, 1 ast
#30 Ellen Young (5'5"...Jr...G...Salem, IL)	14.6*	4.2	1.9	6 pts, 7 rbs, 2 asts

\*Team Leader; Last game was at Lewis University (January 30, 2010).

## GLVC Standings (a.m. February 4, 2010)

## Latest Results

School	GLVC	Pct.	Div	Overall	Pct.	Streak
<b>East Division</b>						
Indianapolis*	12-0	1.000	4-0	21-0	1.000	W21
Northern Kentucky*	9-3	0.750	2-2	15-6	0.714	W6
<b>Southern Indiana</b>	<b>6-4</b>	<b>0.600</b>	<b>3-1</b>	<b>15-6</b>	<b>0.714</b>	<b>L3</b>
Bellarmino	5-7	0.417	1-3	12-9	0.571	W1
Kentucky Wesleyan	3-9	0.250	0-4	10-11	0.476	L4
<b>West Division</b>						
Drury*	10-1	0.909	4-0	18-4	0.818	W5
Missouri S&T	6-6	0.500	2-2	11-9	0.550	W1
Missouri-St. Louis	6-6	0.500	2-2	10-11	0.476	W1
Maryville^	3-9	0.250	2-2	5-15	0.250	L5
Rockhurst	2-10	0.167	0-4	6-14	0.300	L3
<b>North Division</b>						
UW-Parkside*	10-3	0.769	3-0	18-4	0.818	L1
Lewis	8-4	0.667	2-0	12-9	0.571	W2
Quincy	6-5	0.545	0-2	15-5	0.750	W3
Saint Joseph's	3-9	0.250	1-1	5-16	0.238	L2
Illinois-Springfield^	0-13	0.000	0-3	2-19	0.095	L17

\*Clinched berth in GLVC Tournament; ^Not eligible for GLVC Tournament.

### January 27, 2010

Upper Iowa 58, at Rockhurst 54

### January 28, 2010

at Lewis 68, Kentucky Wesleyan 55\*  
 at Quincy 105, Bellarmine 93\*  
 Drury 81, at Missouri-St. Louis 65\*  
**at UW-Parkside 74, Southern Indiana 64\***  
 Northern Kentucky 77, at Illinois-Springfield 58\*  
 Indianapolis 65, at Saint Joseph's 51\*  
 Missouri S&T 85, at Maryville 67\*

### January 30, 2010

Northern Kentucky 71, at Saint Joseph's 59\*  
 Indianapolis 72, at UW-Parkside 59\*  
 at Missouri-St. Louis 71, Rockhurst 51\*  
**at Lewis 60, Southern Indiana 51\***  
 Drury 78, at Maryville 74\*  
 Bellarmine 71, at Illinois-Springfield 61\*  
 at Quincy 90, Kentucky Wesleyan 77\*

### February 1, 2010

Oakland City 81, at Illinois-Springfield 73

## Upcoming Schedule

### February 4, 2010

Drury at Northern Kentucky, 4:30 p.m.\*  
 Rockhurst at Indianapolis, 4:30 p.m.\*  
 Missouri S&T at Bellarmine, 4:45 p.m.\*  
 Maryville at Kentucky Wesleyan, 5:15 p.m.\*  
**Missouri-St. Louis at Southern Indiana, 5:15 p.m.\***  
 Illinois-Springfield at Quincy, 5:15 p.m.\*  
 Saint Joseph's at Lewis, 5:30 p.m.\*

### February 6, 2010

Drury at Indianapolis, Noon\*  
 Maryville at Bellarmine, Noon\*  
 Saint Joseph's at Quincy, 1 p.m.\*  
**Rockhurst at Southern Indiana, 1 p.m.\***  
 Missouri St. Louis at Kentucky Wesleyan, 1 p.m.\*  
 Missouri S&T at Northern Kentucky, 2 p.m.\*  
 UW-Parkside at Lewis, 5:30 p.m.\*

### February 8, 2010

Illinois-Springfield at UW-Parkside, 5:30 p.m.\*

### February 9, 2010

**Southern Indiana at Drury, 5:15 p.m.\***  
 Rockhurst at Lincoln, 6 p.m.

### February 11, 2010

Northern Kentucky at Bellarmine, 4:45 p.m.\*  
 Indianapolis at Kentucky Wesleyan, 5:15 p.m.\*  
 Missouri-St. Louis at Rockhurst, 5:30 p.m.\*  
 Lewis at UW-Parkside, 5:30 p.m.\*  
 Quincy at Saint Joseph's, 5:30 p.m.\*  
 Maryville at Drury, 6 p.m.\*  
 Lincoln at Missouri S&T, 7 p.m.

## USI in the GLVC Rankings (a.m. February 4, 2010)

--Next report coming February 8, 2010

Category	Overall	GLVC Only
Scoring Offense:.....	75.8 (4 <sup>th</sup> )	72.7 (5 <sup>th</sup> )
Scoring Defense:.....	66.2 (8 <sup>th</sup> )	67.2 (8 <sup>th</sup> )
Scoring Margin:.....	+9.6 (6 <sup>th</sup> )	+5.5 (7 <sup>th</sup> )
FT Percentage:.....	.761 (3 <sup>rd</sup> )	.769 (2 <sup>nd</sup> )
FG Percentage:.....	.439 (5 <sup>th</sup> )	.421 (8 <sup>th</sup> )
FG % Defense:.....	.444 (13 <sup>th</sup> )	.442 (10 <sup>th</sup> )
3-pt. FG Percentage:.....	.374 (3 <sup>rd</sup> )	.371 (4 <sup>th</sup> )
3-pt. FG % Defense:.....	.370 (13 <sup>th</sup> )	.329 (2 <sup>nd</sup> )
Rebounding Off.:.....	34.4 (14 <sup>th</sup> )	34.2 (13 <sup>th</sup> )
Rebounding Def.:.....	33.8 (7 <sup>th</sup> )	36.5 (9 <sup>th</sup> )
Rebounding Margin:.....	-0.3 (13 <sup>th</sup> )	-2.3 (12 <sup>th</sup> )
Blocked Shots:.....	1.33 (15 <sup>th</sup> )	1.10 (15 <sup>th</sup> )
Assists:.....	13.14 (10 <sup>th</sup> )	11.50 (12 <sup>th</sup> )
Steals:.....	9.48 (14 <sup>th</sup> )	8.90 (6 <sup>th</sup> )
Turnover Margin:.....	+5.90 (1 <sup>st</sup> )	+5.20 (2 <sup>nd</sup> )
Assist/TO Ratio:.....	0.78 (9 <sup>th</sup> )	0.75 (10 <sup>th</sup> )
Off. Rebounds:.....	12.14 (11 <sup>th</sup> )	13.30 (5 <sup>th</sup> )
Def. Rebounds:.....	22.29 (14 <sup>th</sup> )	20.90 (14 <sup>th</sup> )
3-pt. FGs Made:.....	6.24 (8 <sup>th</sup> )	5.90 (7 <sup>th</sup> )

## Regional Rankings

(as of Feb. 3, 2010)

1. Indianapolis
2. Michigan Tech
3. Wisconsin-Parkside
4. Drury
5. Northern Michigan
6. Grand Valley State
7. Findlay
8. Southern Indiana
9. Northern Kentucky
10. Quincy

Next poll due out  
February 10, 2010.

## USI individuals in the GLVC Rankings (a.m. February 4, 2010)

The Eagles have three players ranked in eight GLVC statistical categories:

**Amie Newhart** (7 categories) is third in assist-to-turnover ratio (2.14), is third in free throw percentage (.861), is sixth in minutes played (30.10 mppg), is 11<sup>th</sup> in assists (3.67 apg), is 13<sup>th</sup> in 3-point field goal percentage (.419), is tied for 14<sup>th</sup> in steals (1.62 spg), and is 21<sup>st</sup> in scoring (12.0 ppg);

**Anaris Sickles** (1 category) is 10<sup>th</sup> in free throw percentage (.806);

**Ellen Young** (5 categories) is seventh in free throw percentage, is eighth in scoring (14.6 ppg), is eighth in minutes played (31.00 mppg), is tied for 11<sup>th</sup> in steals (1.71 spg), and is 12<sup>th</sup> in 3-pointers made per game (1.76).

For more on the GLVC, log onto [www.glvcsports.com](http://www.glvcsports.com);

## USI in the Top 25 of the NCAA Rankings (a.m. February 1, 2010)

As a team, the Eagles are ranked in the top 25 of three NCAA II statistical categories:

Three-point field goal percentage (16<sup>th</sup>); turnover margin (20<sup>th</sup>); free throw percentage (23<sup>rd</sup>); scoring offense (24<sup>th</sup>); **Notables:** Field goal percentage (32<sup>nd</sup>).

The Eagles have one player ranked in the top 25 of two NCAA II statistical categories:

**Amie Newhart** (2 categories) is 17<sup>th</sup> in assist-to-turnover ratio (2.14), is 21<sup>st</sup> in free throw percentage (.867).

For more on the GLVC, log onto [www.ncaa.com](http://www.ncaa.com);

## 2009-10 GLVC Preseason Poll

### East Division

Team (First-place votes)	Total Points
1. Indianapolis (11)	63
2. Northern Kentucky (4)	55
3. Bellarmine	37
4. <b>Southern Indiana</b>	29
5. Kentucky Wesleyan	15

### West Division

Team (First-place votes)	Total Points
1. Drury (14)	66
2. Missouri S&T (1)	52
3. Missouri-St. Louis	36
4. Rockhurst	31
5. Maryville*	16

### North Division

Team (First-place votes)	Total Points
1. Quincy (8)	58
2. Lewis (4)	52
3. UW-Parkside (3)	49
4. Saint Joseph's	27
5. Illinois-Springfield*	14

Records when the Screaming Eagles are:	In 2009-10	Under Stein	In 2008-09	USA Today/ESPN D-II Top 25 Coaches Poll:
Playing at the PAC:.....	9-0	110-47	10-5	<b>February 2, 2010 (Poll #9)</b>
Playing on the Road:.....	3-4	48-63	2-6	<b>Rk School (1st votes)</b>
Playing at a Neutral Site:.....	3-2	24-18	2-2	1. Franklin Pierce (23)
Playing at night:.....	7-4	115-81	10-6	2. Indianapolis (3)
Playing during the day:.....	8-2	67-47	4-7	3. Gannon (1)
Playing on Monday:.....	1-0	14-2	3-0	4. Michigan Tech
Playing Tuesday:.....	1-0	13-1	0-0	5. Emporia State
Playing on Wednesday:.....	3-0	10-6	1-1	6. Fort Lewis
Playing on Thursday:.....	2-3	49-44	3-3	7. Arkansas Tech
Playing on Friday:.....	1-0	11-10	1-1	8. UC-San Diego
Playing on Saturday:.....	4-2	68-59	5-7	9. West Texas A&M
Playing on Sundays:.....	3-1	17-6	1-1	10. Lander
Leading at the half:.....	13-1	154-33	13-5	11. Fort Valley State
Trailing at the half:.....	2-4	22-92	0-8	12. Delta State
Tied at the half:.....	0-1	6-3	1-0	13. Washburn
Playing in overtime:.....	0-0	6-6	1-0	14. Tampa
Playing in October:.....	1-1	1-1	0-0	15. Clayton State
Playing in November:.....	6-1	38-14	4-2	Francis Marion
Playing in December:.....	4-0	51-18	3-2	17. Holy Family
Playing in January:.....	4-4	40-49	4-4	18. Alaska-Anchorage
Playing in February:.....	0-0	43-38	3-5	19. Seattle Pacific
Playing in March:.....	0-0	9-8	0-0	Western Washington
Outshooting opponent:.....	10-0	136-23	9-0	21. Carson-Newman
Being outshot by opponent:.....	5-6	45-105	5-13	22. California-Pennsylvania
Tie in shooting percentage:.....	0-0	1-0	0-0	23. Concordia-St. Paul
Shooting 50 % or better:.....	5-0	54-3	4-0	24. Quincy
Shooting less than 50 %:.....	10-6	128-125	10-13	25. Bowie State
Outrebounding opponent:.....	9-1	107-47	10-5	
Being outrebounded:.....	6-5	61-75	2-7	<b>Dropped out:</b>
Tied in rebounding:.....	0-0	14-6	2-1	Tarleton St.-23; Millersville-12.
Opponent has more turnovers:.....	13-5	142-48	11-5	
USI has more turnovers:.....	1-0	32-70	3-6	<b>Others Receiving Votes:</b>
Teams were tied in turnovers:.....	1-1	8-10	0-2	Adams St.-27; Virginia St.-24; Lenoir-Rhyne-
USI scores under 70 points:.....	2-5	30-92	3-12	21; UW-Parkside-18; Texas A&M-Kingsville -
USI scores 70-79 points:.....	5-0	54-25	3-0	14; Fla. Southern-12; Stonehill-8; NW
USI scores 80-89 points:.....	5-1	58-8	5-1	Nazarene-7; Newberry-6; Northeastern St.-6;
USI scores 90-99 points:.....	2-0	31-1	3-0	Augustana-5; Wayne St. (Neb.)-4; Georgia
USI scores 100 or more points:.....	1-0	10-1	0-0	C.&St. U.-3; Shaw-3; Kentucky St.-2;
USI vs. Division II Teams:.....	13-6	161-128	12-13	Bridgeport-2; Barry-1; Bentley-1; W. Liberty-1.
USI vs. Midwest Region:.....	10-4	137-113	9-12	
USI vs. NAIA:.....	2-0	20-0	2-0	
USI vs. USCAA:.....	0-0	1-0	0-0	
USI vs. GLVC:.....	6-4	109-107	6-11	
USI vs. non-GLVC:.....	9-2	71-21	8-2	
USI vs. Top 25:.....	1-2	14-31	0-3	

Coach Stein vs. the GLVC			
Opponent	Record (Pct.)	Opponent	Record (Pct.)
Bellarmine.....	5-13 (.278)	Missouri S&T.....	1-8 (.111)
Drury.....	2-6 (.250)	Missouri-St. Louis.....	16-4 (.800)
Illinois-Springfield.....	7-0 (1.000)	Northern Kentucky.....	7-12 (.368)
Indianapolis.....	5-11 (.313)	Quincy.....	6-15 (.286)
Kentucky Wesleyan.....	14-3 (.824)	Rockhurst.....	6-3 (.667)
Lewis.....	9-12 (.429)	Saint Joseph's.....	13-4 (.765)
Maryville.....	1-0 (1.000)	Wisconsin-Parkside.....	12-7 (.632)

## Screaming Eagles Game Notes

- **Eagles run into mid-season slump.** The University of Southern Indiana women's basketball team has hit a mid-season slump after winning 12 straight games earlier in the season. The Screaming Eagles have lost three straight, all road games, and finished what turned out to be a six-game road trip with a 2-4 mark.
- **USI playing first home game in a month.** The Eagles will play their first home game in a month when they host Missouri-St. Louis Thursday. USI is 9-0 at the Physical Activities Center this year and play five of their final eight games at home.
- **Home cooking.** In USI's nine home games this year, the Eagles are averaging 83.6 points per game and shooting 48.0 percent from the field, 42.4 percent from behind the arc. The Eagles are averaging just 65.9 points per contest and are shooting 40.9 percent from the field, 31.7 percent from three-point range, in their seven road games.
- **Eagles can clinch GLVC Tournament berth.** USI can clinch a spot in the GLVC Tournament with a pair of wins this weekend. USI still has a shot at a first-round bye and the right to host one of the four first and second-round clusters if it finishes as the top wild card team.
- **Three-point shooting woes.** The Eagles struggled from the perimeter in the last two games, shooting just 18.5 percent (5-27) from behind the arc. USI entered last week ranked ninth in the nation in three-point field goal percentage (.390).
- **USI on pace for 2,000.** The Eagles are on pace to reach the 2,000-point plateau for the first time since the 2006-07 season and the fifth time under Head Coach **Rick Stein**. In three of the previous four seasons that USI has racked up 2,000 points under Stein, the Eagles have advanced to the NCAA II Tournament. The Eagles are currently on pace to finish the regular season with 2,197 points.
- **Eagles need bench production.** Prior to USI's trip to last week's games, the Eagles' reserves were averaging 29.4 points per game. USI, though, saw its bench production shrink to just 10 points per contest in the losses to UW-Parkside and Lewis.
- **Eagles' depth hurting opponents.** USI's depth has hurt the opposition this season. The Eagles have seen their bench outscore the opposition's reserves by an average of nine points per game (27.5-18.5). USI's bench has outscored the opposition in 15 of its 21 games this season, including eight of its 10 GLVC contests.
- **Eagles putting up big numbers.** USI has reached the 80-point plateau nine times this season and the 90-point plateau three times. USI scored 80 or more points in nine contests in 2008-09 and only three times in 2007-08. The last time USI reached the 80-point plateau 10 times in one season was 2004-05. During their NCAA II Tournament runs under Head Coach **Rick Stein**, the Eagles reached the 80-point plateau a combined 57 times (21 times in 2000-01; 19 times in 2001-02; 17 times in 2003-04).
- **Young eclipses 1,000-point mark.** Junior guard **Ellen Young** scored her 1,000<sup>th</sup>-career collegiate point in USI's loss to UW-Parkside as she poured in a game-high tying 27 points. Young, who has amassed 1,020 points in her two seasons at USI and her freshman year at SIU Carbondale, currently ranks 31<sup>st</sup> all-time at USI with 662 points in a USI uniform.
- **Newhart making move in record books.** Junior guard **Amie Newhart** is moving up in USI's record books. Newhart currently ranks 17<sup>th</sup> all-time at USI with 836 career points and eighth all-time at USI with 229 career assists. Newhart, who needs just 179 points to become the 11<sup>th</sup> player in the program's history to reach the 1,000-point plateau, needs two points to surpass Elizabeth Prewett for 16<sup>th</sup>, eight points to surpass Mindy Gingerich, and 11 points to move past Jamie Truitt for 14<sup>th</sup> on USI's all-time career scoring list.
- **Sickles notches career-high.** Senior forward **Anaris Sickles** scored a career-high 22 points in USI's loss to Lewis. Sickles, who is averaging 13.3 points per game in USI's last four games, went 9-of-16 (.563) from the floor and 4-of-4 from the free throw line. She also pulled down six rebounds and had a season-high three blocks.
- **20-point plateau.** Junior guards **Amie Newhart** (1) and **Ellen Young** (4), senior guard/forward **Abby Williams** (1), senior forward **Anaris Sickles** (1), and sophomore guard **Rinesha Soaper** (2) have combined for nine 20-point outings this season.
- **Young earns national honor.** Junior guard **Ellen Young** was recognized as the national Player of the Month for December by the *Division II Bulletin*. Young averaged 20.3 points per game and shot 59.6 percent (28-47) from the field to lead the Eagles to a 4-0 record including wins over GLVC rivals Bellarmine and Northern Kentucky. Young, who scored a career-high 30 points against Northern Kentucky, also shot 47.8 percent (11-23) from three-point range and 93.3 percent (14-15) from the free throw line.
- **Young nets GLVC honors.** Junior guard **Ellen Young** was named the GLVC Player of the Week after averaging 27.0 points per game against Bellarmine and Northern Kentucky. Young, who shot 73.9 percent from the field and 81.8 percent from the arc, scored 24 points against Bellarmine before dropping in a career-high 30 against NKU.

- **Williams, Newhart claim “All-Classic” honors.** Senior guard/forward **Abby Williams** and junior guard **Amie Newhart** were named to the Bellarmine Thanksgiving Classic “All-Classic” team for their efforts throughout the two-game event. Williams led the Eagles with 16.5 ppg and 6.5 rpg during the two-day classic, while Newhart chipped in 15.0 ppg and 5.0 apg.
- **Eagles claim share of Bellarmine Thanksgiving Classic title.** USI claimed a share of the Bellarmine Thanksgiving Classic championship by beating Saint Francis and Hillsdale. Host Bellarmine also went 2-0 with victories over Saint Francis and Hillsdale as well.
- **Eagles finish second at Disney.** The University of Southern Indiana women’s basketball team finished second at the Disney D-II West Coast Tip-Off Classic. The Screaming Eagles, who posted a seven-point win over Western Oregon before suffering back-to-back three-point setbacks to San Francisco State and No. 5 Fort Lewis, had the point-differential tie-breaker over San Francisco State and Western Oregon.
- **Newhart earns All-Tournament honors.** Junior guard **Amie Newhart** earned All-Tournament honors at the Disney D-II West Coast Tip-Off Classic after averaging a team-best 15.7 points per contest. Newhart, who was second among all players in scoring at the Disney D-II West Coast Tip-Off Classic, racked up double-digits in all three games, including a team-high tying 20 points against Fort Lewis.
- **Stein is USI’s all-time winningest coach.** Head Coach **Rick Stein** surpassed former Head Coach Chancellor Dugan for first place on the program’s all-time wins list with USI’s 80-75 victory over Wayne State (12/29/08). Stein, who has been a part in 341 victories during his stay at USI, has put up 182 victories in his 10-plus years at the helm of the USI women’s basketball program. Stein reached his 100<sup>th</sup> career victory in just 151 games, making him the fastest coach in the program’s history to accomplish that feat.
- **Magic Mark: 75 points.** The Eagles have won 94 of their last 106 games when scoring at least 75 points. USI is 194-19 (.911) since 1996-97 when reaching the 75-point plateau.

## Southern Indiana at Lewis University (January 30, 2010)

Official Basketball Box Score -- Game Totals -- Final Statistics

Southern Indiana vs Lewis University

01-30-10 1:00 PM at Romeoville, IL

VISITORS: Southern Indiana 15-6, 6-4 GLVC

##	Player Name	TOT-FG			3-PT			REBOUNDS			PF	TP	A	TO	BLK	S	MIN
		FG-FGA	FG-FGA	FT-FTA	OF	DE	TOT										
12	Sickles, Anaris..... f	9-16	0-0	4-4	2	4	6	3	22	0	4	3	0	0	34		
13	Williams, Abby..... f	1-4	1-3	2-5	1	3	4	3	5	2	1	0	0	27			
22	Newhart, Amie..... g	2-9	0-2	3-4	1	2	3	0	7	2	2	0	2	34			
24	Meneghetti, Lauren.. g	2-7	1-1	0-0	3	1	4	1	5	1	1	0	0	20			
30	Young, Ellen..... g	2-12	0-3	2-2	3	4	7	3	6	2	2	0	1	36			
01	Soaper, Rinesha.....	1-3	0-2	0-0	0	0	0	1	2	1	2	0	2	15			
04	Leeberg, Cootie.....	1-4	0-0	0-0	0	1	1	3	2	0	3	0	3	14			
21	Gehlhausen, Stephanie	0-0	0-0	0-0	0	1	1	0	0	0	0	0	0	2			
25	McSparin, Stephanie.	0-0	0-0	0-0	0	0	0	3	0	0	0	0	0	4			
40	Perry, Courtney.....	0-0	0-0	0-1	1	1	2	1	0	0	1	0	0	4			
44	Mertens, Ashton.....	1-2	0-0	0-0	2	0	2	3	2	0	1	1	0	10			
TEAM.....					3	4	7										
Totals.....		19-57	2-11	11-16	16	21	37	21	51	8	17	4	8	200			

TOTAL FG% 1st Half: 7-26 26.9%    2nd Half: 12-31 38.7%    Game: 33.3%    DEADB  
 3-Pt. FG% 1st Half: 2-8 25.0%    2nd Half: 0-3 0.0%    Game: 18.2%    REBS  
 F Throw % 1st Half: 4-7 57.1%    2nd Half: 7-9 77.8%    Game: 68.8%    1

HOME TEAM: Lewis University 12-9, 8-4 GLVC

##	Player Name	TOT-FG			3-PT			REBOUNDS			PF	TP	A	TO	BLK	S	MIN
		FG-FGA	FG-FGA	FT-FTA	OF	DE	TOT										
24	Carbaugh, Devon..... f	4-8	0-3	3-4	6	4	10	5	11	3	1	0	1	30			
32	Dianis, Kelly..... f	5-8	5-7	2-2	6	5	11	0	17	0	2	1	2	37			
34	Turpel, Jenny..... f	3-7	0-0	2-6	1	4	5	4	8	1	2	1	3	26			
03	Murdock, Labrenthia. g	3-10	0-3	0-0	1	3	4	2	6	1	5	3	2	28			
12	Currin, Kady..... g	0-7	0-3	3-6	1	0	1	1	3	5	5	0	1	36			
13	West, Sierra.....	0-1	0-1	0-0	0	1	1	1	0	0	0	0	0	2			
25	Monaco, Kelly.....	2-6	2-5	1-2	0	0	0	2	7	0	1	0	0	17			
33	Rinehart, Sam.....	1-4	0-1	0-1	2	3	5	0	2	0	1	0	0	7			
42	Smith, Amy.....	0-1	0-0	0-0	0	2	2	0	0	0	0	0	0	4			
44	Shaw, Lory.....	2-4	0-0	2-2	2	3	5	3	6	0	3	0	0	13			
TEAM.....					1	1	2										
Totals.....		20-56	7-23	13-23	20	26	46	18	60	10	21	5	9	200			

TOTAL FG% 1st Half: 11-31 35.5%    2nd Half: 9-25 36.0%    Game: 35.7%    DEADB  
 3-Pt. FG% 1st Half: 5-14 35.7%    2nd Half: 2-9 22.2%    Game: 30.4%    REBS  
 F Throw % 1st Half: 3-7 42.9%    2nd Half: 10-16 62.5%    Game: 56.5%    5

Officials: Kelly Hill, Dorran Stewart, Marne Fox  
 Technical fouls: Southern Indiana-None. Lewis University-None.  
 Attendance: 409

Score by Periods	1st	2nd	Total
Southern Indiana.....	20	31	- 51
Lewis University.....	30	30	- 60

Points in the paint-USI 26, LEWIS 26. Points off turnovers-USI 15, LEWIS 12.  
 2nd chance points-USI 12, LEWIS 22. Fast break points-USI 0, LEWIS 2.  
 Bench points-USI 6, LEWIS 15. Score tied-1 time. Lead changed-1 time.  
 Last FG-USI 2nd-00:47, LEWIS 2nd-03:08.  
 Largest lead-USI by 3 1st-19:28, LEWIS by 12 1st-09:14.

# Screaming Eagles' 2009-10 Statistics (as of a.m. February 4, 2010)

<b>RECORD:</b>	<b>OVERALL</b>	<b>HOME</b>	<b>AWAY</b>	<b>NEUTRAL</b>
<b>ALL GAMES.....</b>	<b>(15-6)</b>	<b>(9-0)</b>	<b>(3-4)</b>	<b>(3-2)</b>
<b>CONFERENCE.....</b>	<b>(6-4)</b>	<b>(4-0)</b>	<b>(2-4)</b>	<b>(0-0)</b>
<b>NON-CONFERENCE.....</b>	<b>(9-2)</b>	<b>(5-0)</b>	<b>(1-0)</b>	<b>(3-2)</b>

##	Player	GP-GS	Min--Avg	---TOTAL---		---3-PTS---		----REBOUNDS----								PF	FO	A	TO	Blk	Stl	Pts	Avg						
				FG-FGA	Pct	3FG-FGA	Pct	FT-FTA	Pct	Off	Def	Tot	Avg																
30	Young, Ellen.....	21-21	651 31.0	109-244	.447	37-93	.398	52-63	.825	33	56	89	4.2	40	0	40	52	1	36	307	14.6								
	Conference-Only..	10-10	312 31.2	59-129	.457	23-49	.469	24-27	.889	20	27	47	4.7	20	0	20	19	0	16	165	16.5								
22	Newhart, Amie.....	21-21	653 31.1	79-175	.451	26-62	.419	68-79	.861	10	64	74	3.5	25	0	77	36	2	34	252	12.0								
	Conference-Only..	10-10	320 32.0	35-92	.380	6-24	.250	31-37	.838	7	31	38	3.8	9	0	41	15	0	17	107	10.7								
13	Williams, Abby.....	20-19	474 23.7	56-120	.467	11-36	.306	37-58	.638	29	66	95	4.8	54	3	22	37	4	12	160	8.0								
	Conference-Only..	9-9	236 26.2	20-48	.417	5-18	.278	17-27	.630	13	25	38	4.2	24	2	6	16	1	6	62	6.9								
01	Soaper, Rinesha....	21-11	333 15.9	53-130	.408	21-62	.339	35-42	.833	10	13	23	1.1	41	1	26	42	0	27	162	7.7								
	Conference-Only..	10-3	138 13.8	19-50	.380	6-19	.316	20-23	.870	2	3	5	0.5	16	1	7	18	0	12	64	6.4								
44	Mertens, Ashton....	21-4	365 17.4	66-135	.489	0-0	.000	27-36	.750	37	58	95	4.5	36	0	15	32	6	9	159	7.6								
	Conference-Only..	10-1	144 14.4	28-58	.483	0-0	.000	7-9	.778	16	20	36	3.6	22	0	4	9	2	4	63	6.3								
24	Meneghetti, Lauren.	21-10	459 21.9	51-129	.395	20-54	.370	31-39	.795	21	32	53	2.5	33	0	32	43	0	20	153	7.3								
	Conference-Only..	10-7	219 21.9	26-65	.400	11-28	.393	14-19	.737	12	15	27	2.7	14	0	10	21	0	6	77	7.7								
12	Sickles, Anaris....	21-16	404 19.2	48-108	.444	0-5	.000	54-67	.806	26	41	67	3.2	47	0	15	37	8	11	150	7.1								
	Conference-Only..	10-7	175 17.5	22-49	.449	0-1	.000	21-23	.913	10	14	24	2.4	21	0	7	12	4	2	65	6.5								
04	Leeberg, Cootie....	21-0	287 13.7	27-67	.403	12-27	.444	36-47	.766	6	29	35	1.7	29	0	22	29	1	23	102	4.9								
	Conference-Only..	10-0	155 15.5	14-37	.378	7-15	.467	14-19	.737	3	13	16	1.6	19	0	8	18	1	14	49	4.9								
40	Perry, Courtney....	19-3	215 11.3	18-44	.409	0-0	.000	15-26	.577	21	27	48	2.5	37	0	6	14	1	7	51	2.7								
	Conference-Only..	9-3	116 12.9	7-21	.333	0-0	.000	6-11	.545	14	19	33	3.7	19	0	3	9	1	5	20	2.2								
25	McSparin, Stephanie	18-0	175 9.7	17-39	.436	0-0	.000	11-15	.733	18	22	40	2.2	32	0	10	16	3	5	45	2.5								
	Conference-Only..	10-0	115 11.5	12-25	.480	0-0	.000	11-14	.786	13	13	26	2.6	22	0	7	8	2	2	35	3.5								
43	Thompson, Leigha...	4-0	21 5.3	4-7	.571	0-0	.000	1-3	.333	2	5	7	1.8	6	0	1	2	0	1	9	2.3								
	Conference-Only..	2-0	7 3.5	0-2	.000	0-0	.000	0-0	.000	0	2	2	1.0	2	0	0	2	0	0	0	0.0								
31	Swary, Simone.....	3-0	8 2.7	2-4	.500	0-0	.000	1-1	1.000	1	1	2	0.7	1	0	0	0	2	1	5	1.7								
	Conference-Only..	1-0	1 1.0	0-0	.000	0-0	.000	0-0	.000	0	0	0	0.0	1	0	0	0	0	0	0	0.0								
21	Gehlhausen, Stephani	18-0	104 5.8	10-21	.476	3-9	.333	4-12	.333	7	8	15	0.8	11	0	7	10	0	7	27	1.5								
	Conference-Only..	8-0	48 6.0	7-12	.583	1-5	.200	3-8	.375	4	4	8	1.0	5	0	1	4	0	3	18	2.3								
23	Johnson, Chantiera.	9-0	41 4.6	2-10	.200	1-2	.500	4-6	.667	1	3	4	0.4	4	0	2	4	0	6	9	1.0								
	Conference-Only..	4-0	13 3.3	0-4	.000	0-0	.000	2-4	.500	1	2	3	0.8	0	0	1	2	0	2	2	0.5								
10	Stallard, Ladi.....	3-0	10 3.3	0-1	.000	0-0	.000	0-0	.000	0	0	0	0.0	2	0	1	0	0	0	0	0.0								
	Conference-Only..	1-0	1 1.0	0-0	.000	0-0	.000	0-0	.000	0	0	0	0.0	0	0	0	0	0	0	0	0.0								
<b>TEAM.....</b>																													
	Conference-Only..									33	43	76	3.6	0			2												
<b>Total.....</b>										21	4200	542-1234	.439	131-350	.374	376-494	.761	255	468	723	34.4	398	4	276	356	28	199	1591	75.8
	Conference-Only..	10	2000	249-592	.421	59-159	.371	170-221	.769	133	209	342	34.2	194	3	115	153	11	89	727	72.7								
<b>Opponents.....</b>										21	4200	488-1100	.444	123-332	.370	291-433	.672	220	510	730	34.8	442	-	260	480	50	154	1390	66.2
	Conference-Only..	10	2000	235-532	.442	52-158	.329	150-213	.704	122	243	365	36.5	193	5	124	205	32	69	672	67.2								

<b>SCORE BY PERIODS:</b>	1st	2nd	Total
Southern Indiana.....	800	791	- 1591
Opponents.....	674	716	- 1390

<b>DEADBALL REBOUNDS:</b>	OFF	DEF	TOTAL
Southern Indiana.....	44	2	46
Opponents.....	64	1	65

<b>TEAM STATISTICS</b>	USI	OPP
SCORING.....	1591	1390
Points per game.....	75.8	66.2
Scoring margin.....	+9.6	-
FIELD GOALS-ATT.....	542-1234	488-1100
Field goal pct.....	.439	.444
3 POINT FG-ATT.....	131-350	123-332
3-point FG pct.....	.374	.370
3-pt FG made per game.	6.2	5.9
FREE THROWS-ATT.....	376-494	291-433
Free throw pct.....	.761	.672
F-Throws made per game	17.9	13.9
REBOUNDS.....	723	730
Rebounds per game....	34.4	34.8
Rebounding margin....	-0.3	-
ASSISTS.....	276	260
Assists per game.....	13.1	12.4
TURNOVERS.....	356	480
Turnovers per game....	17.0	22.9
Turnover margin.....	+5.9	-
Assist/turnover ratio.	0.8	0.5
STEALS.....	199	154
Steals per game.....	9.5	7.3
BLOCKS.....	28	50
Blocks per game.....	1.3	2.4
ATTENDANCE.....	5226	4249
Home games-Avg/Game..	9-581	7-482
Neutral site-Avg/Game.	-	5-175

<b>Specialty Statistics</b>	T/O	2ndCh	Paint	FastB	Bench	Ties	Leads
<b>Opponent</b>							
Western Oregon	28	16	32	0	32	0	1
<b>San Francisco State</b>	19	8	12	0	12	1	4
Fort Lewis College	34	16	30	0	36	3	2
<b>Wayne State</b>	30	7	30	6	20	4	4
Urbana	35	8	36	10	9	1	4
<b>Marygrove</b>	37	18	52	20	52	0	0
Lincoln Memorial	21	12	28	4	16	1	1
<b>ST. FRANCIS</b>	23	9	24	6	21	2	6
HILLSDALE	19	10	34	4	36	2	2
<b>Bellarmine</b>	32	14	18	2	40	0	0
Northern Kentucky	15	6	20	2	24	5	5
<b>North Alabama</b>	17	9	38	6	47	0	0
Ferris State	31	11	26	2	25	0	3
<b>Illinois-Springfield</b>	22	23	20	0	33	1	3
Saint Joseph's	26	14	30	2	36	0	1
<b>Missouri S&amp;T</b>	11	6	18	2	21	0	1
Maryville University	24	15	38	0	43	0	1
<b>Kentucky Wesleyan</b>	17	6	28	3	30	0	0
Indianapolis	15	9	28	0	25	0	0
<b>UW-Parkside</b>	15	18	40	0	14	1	2
Lewis University	15	12	26	0	6	0	0
<b>Totals</b>	486	247	608	69	578	21	40
Average/Game	23.1	11.8	29.0	3.3	27.5	1.0	1.9
<b>Opponent</b>	316	227	496	57	389	29	41
Average/Game	15.0	10.8	23.6	2.7	18.5	1.4	2.0

**Southern Indiana Game-by-Game Points-Rebounds-Assists (as of a.m. February 4, 2010)**

Opponent	Date	Score	WL	01 SOAPER,RI	04 LEEGER,C	10 STALLARD,	12 SICKLES,A	13 WILLIAMS,	21 GEHLHAUSE	22 NEWHART,A	23 JOHNSON,C	24 MENEHETT
vs Western Oregon	10-30-09	71-64	W	7- 1- 1	7- 1- 0	DNP	16- 5- 0	0- 5- 2	0- 1- 1	10- 3- 1	0- 0- 0	7- 9- 4
vs San Francisco State	10-31-09	59-62	L	2- 0- 0	0- 2- 1	DNP	5- 7- 0	0- 1- 3	1- 1- 0	17- 1- 3	DNP	7- 2- 2
vs Fort Lewis College	11-01-09	81-84	L	20- 2- 2	3- 0- 1	DNP	10- 3- 1	7- 5- 2	0- 0- 2	20- 4- 1	DNP	5- 0- 1
at Wayne State	11-15-09	69-68	W	7- 2- 2	1- 3- 0	DNP	9- 5- 3	9- 4- 0	0- 0- 0	11- 5- 1	DNP	11- 0- 3
URBANA	11-18-09	68-64	W	21- 1- 3	0- 1- 1	DNP	5- 2- 1	6- 6- 2	0- 0- 1	11- 3- 2	DNP	2- 2- 3
MARYGROVE	11-22-09	101-40	W	8- 4- 4	11- 3- 2	0- 0- 1	10- 3- 0	10- 4- 1	3- 2- 1	8- 4- 8	7- 1- 1	5- 0- 2
LINCOLN MEMORIAL	11-24-09	86-78	W	18- 2- 4	5- 2- 2	DNP	7- 3- 1	14- 9- 1	0- 0- 0	10- 1- 2	DNP	5- 0- 0
vs ST. FRANCIS	11-28-09	76-61	W	6- 2- 1	0- 2- 0	DNP	8- 5- 0	15- 8- 1	0- 1- 0	16- 5- 4	0- 0- 0	9- 3- 2
vs HILLSDALE	11-29-09	91-83	W	0- 1- 0	13- 3- 1	DNP	8- 5- 0	18- 5- 1	DNP	14- 3- 6	DNP	12- 5- 4
BELLARMINE	12-03-09	89-63	W	10- 1- 2	13- 0- 0	DNP	4- 3- 1	2- 6- 1	0- 0- 0	9- 5- 4	0- 0- 1	8- 1- 2
NORTHERN KENTUCKY	12-05-09	85-76	W	4- 0- 0	0- 2- 4	DNP	6- 2- 1	5- 4- 0	DNP	16- 5- 4	DNP	16- 4- 1
NORTH ALABAMA	12-09-09	91-62	W	7- 1- 1	7- 2- 4	DNP	0- 4- 2	11- 6- 1	2- 0- 0	12- 3- 5	0- 0- 0	10- 4- 1
FERRIS STATE	12-30-09	71-52	W	2- 2- 1	6- 0- 2	0- 0- 0	7- 1- 0	8- 4- 2	3- 2- 1	16- 4- 3	0- 0- 0	3- 1- 0
ILLINOIS-SPRINGFIELD	01-02-10	77-58	W	9- 1- 1	4- 2- 0	DNP	0- 2- 0	DNP	2- 1- 0	15- 7- 5	0- 1- 0	11- 5- 2
SAINT JOSEPH'S	01-04-10	84-67	W	10- 1- 0	6- 0- 0	0- 0- 0	2- 4- 1	20- 5- 1	5- 2- 0	2- 3- 8	1- 0- 0	6- 2- 1
at Missouri S&T	01-07-10	51-73	L	8- 0- 0	1- 1- 1	DNP	0- 0- 0	0- 3- 0	5- 1- 0	16- 3- 0	DNP	5- 2- 0
at Maryville University	01-09-10	83-66	W	14- 1- 1	12- 3- 1	DNP	0- 0- 0	9- 6- 0	3- 0- 1	8- 4- 6	1- 2- 0	3- 2- 2
at Kentucky Wesleyan	01-14-10	79-61	W	4- 0- 2	6- 1- 0	DNP	14- 3- 1	8- 8- 1	0- 1- 0	19- 4- 4	DNP	4- 1- 1
at Indianapolis	01-21-10	64-74	L	0- 0- 0	5- 3- 2	DNP	9- 1- 2	8- 1- 0	DNP	7- 4- 4	DNP	17- 3- 0
at UW-Parkside	01-28-10	64-74	L	3- 1- 0	0- 3- 0	DNP	8- 3- 1	5- 1- 1	3- 2- 0	8- 0- 4	DNP	2- 3- 0
at Lewis University	01-30-10	51-60	L	2- 0- 1	2- 1- 0	DNP	22- 6- 0	5- 4- 2	0- 1- 0	7- 3- 2	DNP	5- 4- 1

Opponent	Date	Score	WL	25 MCSPARIN,	30 YOUNG,ELL	31 SWARY,SIM	40 PERRY,COU	43 THOMPSON,	44 MERTENS,A
vs Western Oregon	10-30-09	71-64	W	0- 0- 0	14- 3- 1	DNP	2- 1- 0	DNP	8- 6- 2
vs San Francisco State	10-31-09	59-62	L	0- 1- 1	9- 4- 1	DNP	4- 3- 0	DNP	14- 4- 1
vs Fort Lewis College	11-01-09	81-84	L	DNP	4- 4- 1	DNP	6- 0- 1	DNP	6-14- 1
at Wayne State	11-15-09	69-68	W	0- 0- 0	13- 2- 1	DNP	1- 1- 0	DNP	7- 3- 2
URBANA	11-18-09	68-64	W	DNP	16- 3- 3	DNP	3- 1- 0	DNP	4- 1- 1
MARYGROVE	11-22-09	101-40	W	2- 5- 2	13- 4- 2	5- 2- 0	2- 4- 2	7- 5- 1	10- 7- 1
LINCOLN MEMORIAL	11-24-09	86-78	W	DNP	21- 5- 4	DNP	2- 1- 0	DNP	4- 5- 1
vs ST. FRANCIS	11-28-09	76-61	W	0- 0- 0	10- 5- 4	DNP	2- 0- 0	DNP	10- 3- 0
vs HILLSDALE	11-29-09	91-83	W	4- 2- 0	15- 6- 1	DNP	DNP	DNP	7- 9- 0
BELLARMINE	12-03-09	89-63	W	6- 4- 1	24- 2- 1	DNP	2- 0- 0	DNP	11- 6- 1
NORTHERN KENTUCKY	12-05-09	85-76	W	0- 4- 1	30- 3- 2	DNP	DNP	DNP	8- 3- 0
NORTH ALABAMA	12-09-09	91-62	W	4- 5- 0	14- 5- 2	DNP	5- 1- 0	DNP	19- 2- 1
FERRIS STATE	12-30-09	71-52	W	0- 1- 0	13- 1- 0	0- 0- 0	4- 3- 0	2- 0- 0	7- 5- 1
ILLINOIS-SPRINGFIELD	01-02-10	77-58	W	12- 7- 1	12- 4- 1	DNP	4- 7- 1	DNP	8- 2- 0
SAINT JOSEPH'S	01-04-10	84-67	W	5- 2- 1	18- 8- 2	0- 0- 0	5- 5- 0	0- 0- 0	4- 8- 2
at Missouri S&T	01-07-10	51-73	L	2- 3- 1	9- 2- 0	DNP	1- 2- 0	DNP	4- 4- 0
at Maryville University	01-09-10	83-66	W	5- 2- 1	14- 6- 3	DNP	6- 6- 1	0- 2- 0	8- 2- 1
at Kentucky Wesleyan	01-14-10	79-61	W	2- 3- 1	18- 1- 3	DNP	0- 5- 0	DNP	4- 2- 0
at Indianapolis	01-21-10	64-74	L	1- 0- 0	7- 7- 3	DNP	0- 3- 1	DNP	10- 4- 0
at UW-Parkside	01-28-10	64-74	L	2- 1- 0	27- 7- 3	DNP	2- 3- 0	DNP	4- 3- 0
at Lewis University	01-30-10	51-60	L	0- 0- 0	6- 7- 2	DNP	0- 2- 0	DNP	2- 2- 0

**Southern Indiana Team High/Low Analysis (as of a.m. February 4, 2010)**

**Southern Indiana - TEAM GAME HIGHS**

POINTS.....	101	MARYGROVE (11-22-09)
FIELD GOALS MADE.....	37	MARYGROVE (11-22-09)
FIELD GOAL ATTEMPTS.....	72	LINCOLN MEMORIAL (11-24-09)
FIELD GOAL PERCENTAGE.....	.557 (34-61)	NORTH ALABAMA (12-09-09)
3 PT FIELD GOALS MADE.....	11	Twice, last vs. NORTHERN KENTUCKY (12-05-09)
3 PT FG ATTEMPTS.....	22	URBANA (11-18-09)
3 PT FG PERCENTAGE.....	.647 (11-17)	BELLARMINE (12-03-09)
FREE THROWS MADE.....	33	vs ST. FRANCIS (11-28-09)
FREE THROW ATTEMPTS.....	40	vs HILLSDALE (11-29-09)
FREE THROW PERCENTAGE.....	.909 (20-22)	at Kentucky Wesleyan (01-14-10)
REBOUNDS.....	50	MARYGROVE (11-22-09)
ASSISTS.....	28	MARYGROVE (11-22-09)
STEALS.....	16	FERRIS STATE (12-30-09)
BLOCKED SHOTS.....	6	MARYGROVE (11-22-09)
TURNOVERS.....	24	at Wayne State (11-15-09)
FOULS.....	26	at Kentucky Wesleyan (01-14-10)

**Opponent - GAME HIGHS**

POINTS.....	84	vs Fort Lewis College (11-01-09)
FIELD GOALS MADE.....	32	vs HILLSDALE (11-29-09)
FIELD GOAL ATTEMPTS.....	64	vs HILLSDALE (11-29-09)
FIELD GOAL PERCENTAGE.....	.558 (24-43)	URBANA (11-18-09)
3 PT FIELD GOALS MADE.....	12	vs Fort Lewis College (11-01-09)
3 PT FG ATTEMPTS.....	28	vs Western Oregon (10-30-09)
3 PT FG PERCENTAGE.....	.571 ( 4-7 )	at Kentucky Wesleyan (01-14-10)
FREE THROWS MADE.....	26	at UW-Parkside (01-28-10)
FREE THROW ATTEMPTS.....	34	vs San Francisco State (10-31-09)
FREE THROW PERCENTAGE.....	.875 (14-16)	NORTHERN KENTUCKY (12-05-09)
REBOUNDS.....	46	Twice, last: at Lewis University (01-30-10)
ASSISTS.....	21	vs HILLSDALE (11-29-09)
STEALS.....	13	at Wayne State (11-15-09)
BLOCKED SHOTS.....	5	Twice, last: at Lewis University (01-30-10)
TURNOVERS.....	39	FERRIS STATE (12-30-09)
FOULS.....	27	vs ST. FRANCIS (11-28-09)

**Southern Indiana - GAME LOWS**

POINTS.....	51	Twice, last at Lewis University (01-30-10)
FIELD GOALS MADE.....	14	at Missouri S&T (01-07-10)
FIELD GOAL ATTEMPTS.....	43	at Wayne State (11-15-09)
FIELD GOAL PERCENTAGE.....	.269 (14-52)	at Missouri S&T (01-07-10)
3 PT FIELD GOALS MADE.....	2	Twice, last at Lewis University (01-30-10)
3 PT FG ATTEMPTS.....	10	at Wayne State (11-15-09)
3 PT FG PERCENTAGE.....	.143 ( 2-14)	at Missouri S&T (01-07-10)
FREE THROWS MADE.....	7	URBANA (11-18-09)
FREE THROW ATTEMPTS.....	13	Twice, last at UW-Parkside (01-28-10)
FREE THROW PERCENTAGE.....	.538 ( 7-13)	URBANA (11-18-09)
REBOUNDS.....	21	URBANA (11-18-09)
ASSISTS.....	2	at Missouri S&T (01-07-10)
STEALS.....	3	LINCOLN MEMORIAL (11-24-09)
BLOCKED SHOTS.....	0	Seven times, last at Indianapolis (01-21-10)
TURNOVERS.....	10	LINCOLN MEMORIAL (11-24-09)
FOULS.....	14	Twice, last vs. NORTHERN KENTUCKY (12-05-09)

**Opponent - GAME LOWS**

POINTS.....	40	MARYGROVE (11-22-09)
FIELD GOALS MADE.....	12	MARYGROVE (11-22-09)
FIELD GOAL ATTEMPTS.....	39	FERRIS STATE (12-30-09)
FIELD GOAL PERCENTAGE.....	.250 (12-48)	MARYGROVE (11-22-09)
3 PT FIELD GOALS MADE.....	1	MARYGROVE (11-22-09)
3 PT FG ATTEMPTS.....	7	at Kentucky Wesleyan (01-14-10)
3 PT FG PERCENTAGE.....	.125 ( 2-16)	BELLARMINE (12-03-09)
FREE THROWS MADE.....	7	ILLINOIS-SPRINGFIELD (01-02-10)
FREE THROW ATTEMPTS.....	13	LINCOLN MEMORIAL (11-24-09)
FREE THROW PERCENTAGE.....	.438 ( 7-16)	ILLINOIS-SPRINGFIELD (01-02-10)
REBOUNDS.....	24	Twice, last: NORTH ALABAMA (12-09-09)
ASSISTS.....	1	MARYGROVE (11-22-09)
STEALS.....	2	at Maryville University (Mo.) (01-09-10)
BLOCKED SHOTS.....	0	Three times, last: at Maryville University (Mo.) (01-09-10)
TURNOVERS.....	15	Twice, last: NORTHERN KENTUCKY (12-05-09)
FOULS.....	13	BELLARMINE (12-03-09)

**Southern Indiana Player High/Low Analysis (as of a.m. February 4, 2010)**

**Southern Indiana - INDIVIDUAL GAME HIGHS**

Points.....	30	Young, Ellen vs Northern Kentucky (12-05-09)
Field Goals Made.....	9	Five times, last: Sickles, Anaris at Lewis University (01-30-10)
Field Goal Att.....	20	Young, Ellen at UW-Parkside (01-28-10)
FG Pct (min 5 made).....	.889 ( 8-9 )	Young, Ellen vs Bellarmine (12-03-09)
3-Point FG Made.....	5	Twice, last: Young, Ellen at Kentucky Wesleyan (01-14-10)
3-Point FG Att.....	10	Young, Ellen at UW-Parkside (01-28-10)
3-Pt FG Pct (min 4 made).....	1.000 ( 4-4 )	Young, Ellen vs Bellarmine (12-03-09)
Free Throws Made.....	10	Newhart, Amie at Missouri S&T (01-07-10)
Free Throw Att.....	14	Williams, Abby vs HILLSDALE (11-29-09)
FT Pct (min 10 made).....	1.000 (10-10)	Newhart, Amie at Missouri S&T (01-07-10)
Rebounds.....	14	Mertens, Ashton vs Fort Lewis College (11-01-09)
Assists.....	8	Twice, last: Newhart, Amie vs Saint Joseph's (01-04-10)
Steals.....	4	Nine times, last: Soaper, Rinesha at Missouri S&T (01-07-10)
Blocked Shots.....	3	Sickles, Anaris at Lewis University (01-30-10)
Turnovers.....	7	Sickles, Anaris at Wayne State (11-15-09)
Fouls.....	5	Four times, last: Williams, Abby at UW-Parkside (01-28-10)

**OPPONENT INDIVIDUAL GAME HIGHS**

Points.....	27	Gibson, Amanda at UW-Parkside (01-28-10)
Field Goals Made.....	9	Alison Rosel vs Fort Lewis College (11-01-09)
Field Goal Att.....	19	Mogan, Casse vs Northern Kentucky (12-05-09)
FG Pct (min 5 made).....	.833 ( 5-6 )	Twice, last: Lyons, Katie at Indianapolis (01-21-10)
3-Point FG Made.....	6	Twice, last: HARRISON, Chelsea vs HILLSDALE (11-29-09)
3-Point FG Att.....	11	Laura Haugen vs Fort Lewis College (11-01-09)
3-Pt FG Pct (min 2 made).....	1.000 ( 2-2 )	Three times, last: Goffinet, Lauren at Kentucky Wesleyan (01-14-10)
Free Throws Made.....	10	Gibson, Amanda at UW-Parkside (01-28-10)
Free Throw Att.....	12	Pogorzelski, Paulina vs Illinois-Springfield (01-02-10)
FT Pct (min 10 made).....	1.000 (10-10)	Gibson, Amanda at UW-Parkside (01-28-10)
Rebounds.....	20	TATE, Donisha vs San Francisco State (10-31-09)
Assists.....	8	KNIGHT, Brooke vs HILLSDALE (11-29-09)
Steals.....	4	Three times, last: SEISS, Julie vs ST. FRANCIS (11-28-09)
Blocked Shots.....	4	Percival, Brittany at Missouri S&T (01-07-10)
Turnovers.....	9	Jackson, Jalyssa vs Urbana (11-18-09)
Fouls.....	5	14 times, last: Carbaugh, Devon at Lewis University (01-30-10)

## University of Missouri-St. Louis Roster and Statistics (as of a.m. February 4, 2010)

No.	Name	Pos.	Ht.	Cl.	Hometown (High School/Previous School)
1	Yuan Feng	F	6-2	Fr.	Xian, Shaanxi, China
2	Kiki Robinson	G/F	5-9	So.	Cool Valley, MO (McCluer South-Berkeley)
3	Lindsey Ransome	G	5-6	Sr.	Perry County, IN (Perry Central)
12	Kelcy Hulbert	F	6-1	Jr.	Nokomis, IL (Nokomis)
15	Kelly Carter	G	5-7	Jr.	Bloomington, IL (Bloomington)
20	Lacey Shalenko	G	5-7	Sr.	Collinsville, IL (Collinsville)
21	Kelly Mitchell	G	6-0	Jr.	Louisville, KY (Assumption)
22	Kristi White	G	5-9	Sr.	Louisville, KY (Louisville Male)
23	KeAmber Vaughn	F	5-11	So.	Florissant, MO (Hazelwood Central/Robert Morris)
24	Caitlyn Moody	G	6-3	So.	Springfield, IL (Glenwood)
25	Montrice Coggins (Mon-TREECE)	G	5-5	Sr.	Belleville, IL (Althoff Catholic/SWIC)
32	Hailee Deckard	G/F	5-10	So.	Naylor, MO (Naylor)
33	Deaven Omohundro (Dev-in O-MUH-hundro)	G	5-9	Fr.	Clarksville, MO (Clopton)
40	Jessica Fransen	F	6-2	Fr.	Blue Eye, MO (Blue Eye)
42	Allie Hogan	F	6-0	Fr.	Springfield, IL (Glenwood)
44	Alisa Ndorongo (DUR-AWN-go)	C	6-0	Sr.	Bloomington, IL (Normal)
50	Sherry Glennie	F	6-1	Jr.	Melbourne, Australia (Mt. Waverly/Mineral Area CC)
99	Brooke Lair	F	5-9	Fr.	Bakersfield, MO (Bakersfield)

**Head Coach:** Lisa Curliss-Taylor

**Assistant Coaches:** Lora Westling, Raffi Karibian (Rawf-ee Cour-rib-ian), Courtney Gray

<b>RECORD:</b>	<b>OVERALL</b>	<b>HOME</b>	<b>AWAY</b>	<b>NEUTRAL</b>
<b>ALL GAMES</b> .....	<b>(10-11)</b>	<b>(9-4)</b>	<b>(1-6)</b>	<b>(0-1)</b>
<b>CONFERENCE</b> .....	<b>(6-6)</b>	<b>(5-2)</b>	<b>(1-4)</b>	<b>(0-0)</b>
<b>NON-CONFERENCE</b> .....	<b>(4-5)</b>	<b>(4-2)</b>	<b>(0-2)</b>	<b>(0-1)</b>

Date	Time	Opponent	W/L	Score	Attend	High Points	High Rebounds
11-16-09	7:00 pm	LINDENWOOD	W	62-60	222	(16)Deckard, Hailee	(6)Deckard, Hailee
11-19-09	7:00 pm	MCKENDREE	L	63-65	261	(13)White, Kristi	(7)Ransome, Lindsey; (7)Deckard, Hailee
11-24-09	5:30 p.m.	at NW Missouri State	L	57-66	125	(12)Hulbert, Kelcy	(12)Hulbert, Kelcy
11-27-09	7:30 p.m.	at Washburn	L	51-99	1916	(12)Carter, Kelly	(6)White, Kristi
11-28-09	3:30 p.m.	vs Evangel	L	65-79	521	(19)Deckard, Hailee	(6)Robinson, Kiki
12-03-09	5:30 PM	*at Lewis	L	65-80	289	(23)Deckard, Hailee	(6)Moody, Caitlyn
12-05-09	1:00 p.m.	*at UW-Parkside	L	65-89	197	(12)Vaughn, KeAmber	(5)Robinson, Kiki; (5)Vaughn, KeAmber
12-10-09	5:30 pm	QUINCY	L	73-78	144	(31)White, Kristi	(8)Deckard, Hailee
12-12-09	1:00 pm	LINCOLN	W	76-60		(28)Deckard, Hailee	(8)Vaughn, KeAmber
12-21-09	5:30 p.m.	CHRISTIAN BROTHERS	W	86-54	215	(18)White, Kristi	(10)Hulbert, Kelcy
12-30-09	6:00 pm	at Missouri Baptist	W	68-44		(12)Moody, Caitlyn	(6)White, Kristi; (6)Hulbert, Kelcy; (6)Deckard, Hailee
01-02-10	1 p.m.	*at Maryville University (Mo.)	L	72-81	300	(17)Deckard, Hailee	(9)Moody, Caitlyn
01-04-10	5:30 PM	*at Missouri S&T	W	83-75	550	(27)Moody, Caitlyn	(7)Deckard, Hailee
01-07-10	5:30 p.m.	*NORTHERN KENTUCKY	W	78-75	156	(22)Carter, Kelly	(7)Hulbert, Kelcy; (7)Vaughn, KeAmber
01-09-10	1 p.m.	*INDIANAPOLIS	L	61-89	243	(13)Carter, Kelly	(4)Moody, Caitlyn; (4)Robinson, Kiki
01-14-10	5:15 pm	*at Quincy	L	57-99	478	(8)Carter, Kelly; (8)Ransome, Lindsey	(8)Robinson, Kiki
						(8)Deckard, Hailee	
01-18-10	5:30 p.m.	*BELLARMINE	W	75-53	159	(16)White, Kristi; (16)Vaughn, KeAmber	(6)Ransome, Lindsey; (6)Vaughn, KeAmber
01-21-10	5:30 p.m.	*SAINT JOSEPH'S	W	81-65	876	(29)Moody, Caitlyn	(6)Mitchell, Kelly
01-23-10	1:00 pm	*ILLINOIS-SPRINGFIELD	W	81-67	149	(17)White, Kristi	(10)Robinson, Kiki
01-28-10	5:30 p.m.	*DRURY	L	65-81	322	(12)Mitchell, Kelly; (12)White, Kristi	(8)Deckard, Hailee
						(12)Deckard, Hailee	
01-30-10	1:00 pm	*ROCKHURST	W	71-51	421	(20)White, Kristi	(6)White, Kristi; (6)Mitchell, Kelly

\*GLVC Game

ATTENDANCE	Games	Total	Avg/game
<b>HOME</b>	12	3168	264
<b>AWAY</b>	8	3855	482
<b>NEUTRAL</b>	1	521	521
<b>TOTAL</b>	21	7544	359

Season Box Score

##	Player	GP-GS	Min--Avg	---TOTAL---		---3-PTS---		FT-FTA	Pct	---REBOUNDS---				PF	FO	A	TO	Blk	Stl	Pts	Avg
				FG-FGA	Pct	3FG-FGA	Pct			Off	Def	Tot	Avg								
32	Deckard, Hailee....	19-18	455 23.9	66-167	.395	4-20	.200	78-114	.684	37	66	103	5.4	48	0	30	53	7	14	214	11.3
	Conference-Only..	10-9	237 23.7	32-88	.364	1-9	.111	51-71	.718	18	31	49	4.9	25	0	10	25	1	5	116	11.6
22	White, Kristi.....	21-20	582 27.7	81-186	.435	32-87	.368	37-49	.755	15	54	69	3.3	33	0	80	72	1	23	231	11.0
	Conference-Only..	12-12	335 27.9	41-102	.402	17-48	.354	23-30	.767	9	28	37	3.1	20	0	44	35	0	11	122	10.2
24	Moody, Caitlyn....	21-20	438 20.9	73-188	.388	32-95	.337	28-35	.800	22	59	81	3.9	60	1	14	31	5	20	206	9.8
	Conference-Only..	12-12	255 21.3	49-113	.434	19-58	.328	15-20	.750	14	37	51	4.3	37	0	7	18	2	13	132	11.0
15	Carter, Kelly.....	21-18	436 20.8	61-139	.439	27-53	.509	22-26	.846	15	17	32	1.5	46	1	46	48	4	21	171	8.1
	Conference-Only..	12-12	264 22.0	41-86	.477	19-30	.633	18-19	.947	8	11	19	1.6	26	1	33	22	3	6	119	9.9
21	Mitchell, Kelly....	14-0	238 17.0	41-85	.482	21-43	.488	10-14	.714	18	31	49	3.5	17	0	16	14	0	11	113	8.1
	Conference-Only..	10-0	189 18.9	34-66	.515	17-34	.500	6-9	.667	16	25	41	4.1	13	0	12	10	0	8	91	9.1
03	Ransome, Lindsey...	20-7	337 16.9	41-123	.333	31-87	.356	10-13	.769	13	42	55	2.8	35	1	23	13	1	6	123	6.2
	Conference-Only..	11-2	181 16.5	26-68	.382	19-50	.380	5-6	.833	5	22	27	2.5	14	0	11	7	1	5	76	6.9
12	Hulbert, Kelcy....	19-2	310 16.3	36-74	.486	0-1	.000	12-38	.316	29	43	72	3.8	40	0	10	20	1	12	84	4.4
	Conference-Only..	12-2	161 13.4	15-30	.500	0-1	.000	3-13	.231	10	18	28	2.3	25	0	3	11	1	4	33	2.8
23	Vaughn, KeAmber...	20-11	312 15.6	27-68	.397	0-0	.000	33-50	.660	29	39	68	3.4	26	0	17	33	2	13	87	4.4
	Conference-Only..	12-6	180 15.0	19-41	.463	0-0	.000	25-33	.758	14	21	35	2.9	17	0	11	16	0	5	63	5.3
02	Robinson, Kiki....	18-0	212 11.8	28-65	.431	0-0	.000	13-18	.722	17	49	66	3.7	30	0	4	17	5	12	69	3.8
	Conference-Only..	12-0	145 12.1	16-40	.400	0-0	.000	13-18	.722	12	34	46	3.8	22	0	4	13	5	8	45	3.8
50	Glennie, Sherry....	9-0	50 5.6	12-27	.444	0-0	.000	0-5	.000	2	10	12	1.3	8	0	1	8	0	3	24	2.7
	Conference-Only..	7-0	34 4.9	7-20	.350	0-0	.000	0-4	.000	2	6	8	1.1	4	0	0	5	0	2	14	2.0
25	Coggins, Montrice...	13-0	159 12.2	6-16	.375	0-0	.000	22-30	.733	5	10	15	1.2	16	0	16	30	0	11	34	2.6
	Conference-Only..	8-0	84 10.5	2-7	.286	0-0	.000	7-13	.538	3	7	10	1.3	7	0	11	17	0	6	11	1.4
42	Hogan, Allie.....	19-1	143 7.5	9-29	.310	0-3	.000	15-24	.625	9	11	20	1.1	24	0	4	20	1	2	33	1.7
	Conference-Only..	11-0	79 7.2	5-18	.278	0-1	.000	9-14	.643	4	4	8	0.7	12	0	2	9	0	0	19	1.7
44	Ndorongo, Alisa....	11-2	88 8.0	7-18	.389	0-0	.000	5-8	.625	6	17	23	2.1	19	0	3	7	2	3	19	1.7
	Conference-Only..	4-0	30 7.5	1-4	.250	0-0	.000	1-3	.333	2	9	11	2.8	10	0	2	2	1	0	3	0.8
40	Fransen, Jessica...	13-0	66 5.1	9-15	.600	0-0	.000	2-2	1.000	4	6	10	0.8	11	0	1	4	1	1	20	1.5
	Conference-Only..	4-0	9 2.3	0-2	.000	0-0	.000	0-0	.000	1	0	1	0.3	5	0	0	1	0	0	0	0.0
20	Shalenko, Lacey....	20-5	231 11.6	6-18	.333	0-3	.000	3-5	.600	4	21	25	1.3	17	1	23	15	0	9	15	0.8
	Conference-Only..	12-5	144 12.0	2-7	.286	0-2	.000	2-2	1.000	3	9	12	1.0	13	0	13	10	0	3	6	0.5
33	Omohundro, Deaven...	16-1	126 7.9	4-21	.190	1-10	.100	2-2	1.000	4	11	15	0.9	23	0	11	15	1	9	11	0.7
	Conference-Only..	10-0	66 6.6	2-9	.222	0-2	.000	0-0	.000	4	6	10	1.0	12	0	7	5	0	4	4	0.4
01	Fueng, Yuan.....	7-0	17 2.4	0-1	.000	0-0	.000	1-2	.500	1	0	1	0.1	1	0	1	2	0	0	1	0.1
	Conference-Only..	3-0	7 2.3	0-0	.000	0-0	.000	0-0	.000	1	0	1	0.3	0	0	0	2	0	0	0	0.0
	Team.....									35	30	65	3.3	0			2				
	Conference-Only..									18	18	36	3.0	0			0				
<b>Total.....</b>	<b>21</b>	<b>4200</b>	<b>507-1240</b>	<b>.409</b>	<b>148-402</b>	<b>.368</b>	<b>293-435</b>	<b>.674</b>	<b>265 516</b>	<b>781 37.2</b>	<b>454</b>	<b>4 300</b>	<b>404</b>	<b>31 170</b>	<b>1455</b>	<b>69.3</b>					
Conference-Only..	12	2400	292-701	.417	92-235	.391	178-255	.698	144 286	430 35.8	262	1 170	208	14 80	854	71.2					
<b>Opponents.....</b>	<b>21</b>	<b>4200</b>	<b>496-1178</b>	<b>.421</b>	<b>120-344</b>	<b>.349</b>	<b>398-571</b>	<b>.697</b>	<b>250 537</b>	<b>787 37.5</b>	<b>410</b>	<b>- 279</b>	<b>406</b>	<b>84 182</b>	<b>1510</b>	<b>71.9</b>					
Conference-Only..	12	2400	302-683	.442	74-211	.351	227-320	.709	143 303	446 37.2	241	9 173	203	40 90	905	75.4					

BY PERIOD	1st	2nd	Total
Team.....	704	751	- 1455
Opponents...	716	794	- 1510

DEADBALL	REBOUNDS:	OFF	DEF	TOTAL
Missouri-St.Louis.....		63	14	77
Opponents.....		73	10	83

TEAM STATISTICS	UMSL	OPP	DATE	OPPONENT	W/L	SCORE	ATTEND
SCORING.....	1455	1510	11-16-09	LINDENWOOD	W	62-60	222
Points per game.....	69.3	71.9	11-19-09	MCKENDREE	L	63-65	261
Scoring margin.....	-2.6	-	11-24-09	at Northwest Missouri	L	57-66	125
FIELD GOALS-ATT.....	507-1240	496-1178	11-27-09	at Washburn	L	51-99	1916
Field goal pct.....	.409	.421	11-28-09	vs Evangel	L	65-79	521
3 POINT FG-ATT.....	148-402	120-344	*12-03-09	at Lewis	L	65-80	289
3-point FG pct.....	.368	.349	*12-5-09	at UW-Parkside	L	65-89	197
3-pt FG made per game.....	7.0	5.7	12-10-09	QUINCY	L	73-78	144
FREE THROWS-ATT.....	293-435	398-571	12-12-09	LINCOLN (MO)	W	76-60	-
Free throw pct.....	.674	.697	12-21-09	CHRISTIAN BROTHERS	W	86-54	215
REBOUNDS.....	781	787	12-30-09	MISSOURI BAPTIST	W	68-44	-
Rebounds per game.....	37.2	37.5	*01-02-10	at Maryville	L	72-81	300
Rebounding margin.....	-0.3	-	*01-04-10	at Missouri S&T	W	83-75	550
ASSISTS.....	300	279	*01-07-10	NORTHERN KENTUCKY	W	78-75	156
Assists per game.....	14.3	13.3	*01-09-10	INDIANAPOLIS	L	61-89	243
TURNOVERS.....	404	406	*01-14-10	at Quincy	L	57-99	478
Turnovers per game.....	19.2	19.3	*01-18-10	BELLARMINE	W	75-53	159
Turnover margin.....	+0.1	-	*01-21-10	SAINT JOSEPH'S	W	81-65	876
Assist/turnover ratio.....	0.7	0.7	*01-23-10	ILLINOIS-SPRINGFIELD	W	81-67	149
STEALS.....	170	182	*01-28-10	DRURY	L	65-81	322
Steals per game.....	8.1	8.7	*01-30-10	ROCKHURST	W	71-51	421
BLOCKS.....	31	84	* indicates conference game				
Blocks per game.....	1.5	4.0					
WINNING STREAK.....	1	-					
Home win streak.....	1	-					
ATTENDANCE.....	3168	4376					
Home games-Avg/Game.....	13-244	7-551					
Neutral site-Avg/Game.....	-	1-521					

BY PERIOD	1st	2nd	Total
Team.....	704	751	- 1455
Opponents...	716	794	- 1510

# University of Missouri-St. Louis vs. Rockhurst University (January 30, 2010)

Box Score (Final)

Great Lakes Valley Conference

Rockhurst vs Missouri-St. Louis (01-30-10)

VISITORS: Rockhurst

##	Player	TOT-FG		3-PT		FT		REBOUNDS			PF	TP	A	TO	BLK	S	MIN	
		FG	FGA	FG	FGA	FT	FTA	OF	DE	TOT								
00	Carr, Kate.....	*	4	8	0	2	0	0	2	1	3	1	8	0	2	0	0	17
11	Medina, Eli.....	*	0	2	0	0	0	0	0	5	5	1	0	0	2	0	1	14
21	Zamora, Valerie.....	*	1	4	0	1	0	0	0	0	0	2	2	0	5	0	1	20
22	Fromm, Ali.....	*	3	6	2	3	0	0	0	1	1	0	8	0	1	0	0	21
45	Lambkins, Jade.....	*	2	5	0	0	0	3	2	3	5	1	4	1	3	2	0	21
10	Miller, Alyssa.....		1	2	0	0	3	4	0	2	2	1	5	0	0	0	0	12
14	Cook, Megan.....		0	0	0	0	0	2	0	1	1	1	0	0	2	0	0	11
20	Geiman, Shelby.....		1	3	1	3	2	3	1	0	1	3	5	1	1	0	0	12
23	Komonce, Christina..		1	3	0	1	1	4	1	0	1	1	3	2	0	0	0	21
24	Hurley, Meghan.....		2	2	0	0	0	0	2	1	3	1	4	1	3	1	0	13
25	Farnan, Liz.....		0	0	0	0	0	0	0	0	0	0	0	0	0	0	0	9
32	Sarcone, Chrissy....		2	5	0	0	0	0	1	2	3	2	4	0	0	0	0	8
33	Edwards, Bri.....		1	3	0	0	4	6	1	1	2	5	6	1	1	0	0	11
34	Hartin, Tori.....		1	3	0	0	0	0	0	3	3	5	2	0	0	0	0	10
TM	TEAM.....								1	2	3							
	Totals.....		19	46	3	10	10	22	11	22	33	24	51	6	20	3	2	200

	1st Half	2nd Half	Game Totals
TOTAL FG%:	6-19 .316	13-27 .481	19-46 .413
3-Pt. FG%:	2-5 .400	1-5 .200	3-10 .300
F Throw %:	5-11 .455	5-11 .455	10-22 .455
Deadball rebounds:	5		

HOME TEAM: Missouri-St. Louis

##	Player	TOT-FG		3-PT		FT		REBOUNDS			PF	TP	A	TO	BLK	S	MIN	
		FG	FGA	FG	FGA	FT	FTA	OF	DE	TOT								
15	Carter, Kelly.....	*	5	5	3	3	0	0	0	1	1	1	13	0	1	1	0	20
20	Shalenko, Lacey.....	*	0	0	0	0	0	0	1	0	1	0	0	3	0	0	0	15
22	White, Kristi.....	*	6	11	4	7	4	6	1	5	6	1	20	7	0	0	0	28
24	Moody, Caitlyn.....	*	3	9	1	4	0	0	1	3	4	3	7	1	2	0	0	19
32	Deckard, Hailee.....	*	1	4	0	0	0	0	2	2	4	4	2	1	1	0	0	11
02	Robinson, Kiki.....		0	2	0	0	0	0	0	0	0	2	0	0	3	0	1	11
03	Ransome, Lindsey....		1	3	0	1	0	0	0	0	0	2	2	1	0	0	0	12
12	Hulbert, Kelcy.....		0	2	0	0	0	2	1	1	2	1	0	0	0	0	0	6
21	Mitchell, Kelly.....		4	8	2	5	4	4	2	4	6	1	14	2	1	0	1	15
23	Vaughn, KeAmber.....		0	2	0	0	0	0	3	0	3	1	0	0	3	0	1	9
25	Coggins, Montrice...		0	0	0	0	0	2	1	0	1	1	0	1	1	0	1	11
33	Omohundro, Deaven...		1	3	0	1	0	0	3	1	4	2	2	2	0	0	1	13
42	Hogan, Allie.....		2	3	0	0	2	4	1	0	1	2	6	0	2	0	0	12
44	Ndorongo, Alisa.....		1	3	0	0	1	3	1	2	3	2	3	0	1	0	0	9
50	Glennie, Sherry.....		1	5	0	0	0	2	0	0	0	1	2	0	0	0	1	9
TM	Team.....								1	3	4							
	Totals.....		25	60	10	21	11	23	18	22	40	24	71	18	15	1	6	200

	1st Half	2nd Half	Game Totals
TOTAL FG%:	14-33 .424	11-27 .407	25-60 .417
3-Pt. FG%:	7-12 .583	3-9 .333	10-21 .476
F Throw %:	7-8 .875	4-15 .267	11-23 .478
Deadball rebounds:	7,1		

Date: 01-30-10      Site: St. Louis, MO (Chuck Smith Court)      Attendance: 421

Officials: Tim Cartwright; Bruce Lenz; Megan Matthews;

Technical fouls: Rockhurst-None. Missouri-St. Louis-None.

Score by Periods      1      2      Total

Rockhurst.....      19      32      - 51

Missouri-St. Louis..      42      29      - 71

# Rockhurst University Roster and Statistics (as of a.m. February 4, 2010)

No.	Name	Pos.	Ht.	Yr.	Hometown (High School/Previous School)
00	Kate Carr	F	6-0	Sr.	Fairfield, IA (Fairfield)
10	Alyssa Miller	G	5-3	Jr.	Omaha, NE (Millard North)
11	Eli Medina (E-lee Ma-dina)	G	5-8	Sr.	Kansas City, MO (St. Theresa's/Truman State)
14	Megan Cook	G	5-9	Fr.	Wichita, KS (Kapaun Mt. Carmel)
20	Shelby Geiman (Guy-man)	G	5-8	Fr.	Overland Park, KS (Blue Valley)
21	Valerie Zamora (Zuh'more-uh)	G	5-7	So.	Highlands Ranch, CO (Mountain Vista)
22	Ali Fromm (Frahm)	G	5-6	Sr.	Memphis, MO (Scotland)
23	Christina Komonce (Ko-mahnce)	G	5-9	Sr.	Troy, MO (Troy Buchanan)
24	Meghan Hurley	C	6-1	Sr.	Denver, CO (Mullen)
25	Liz Farnan	G	5-6	Fr.	Richmond, MO (Richmond)
32	Chrissy Sarcone (Sar cone)	F	5-11	So.	Des Moines, IA (Dowling Catholic)
33	Bri Edwards	F	5-10	Jr.	Warrensburg, MO (Warrensburg/Park)
34	Tori Hartin	F	5-11	Sr.	Wildwood, MO (Lafayette)
45	Jade Lambkins	F	5-10	Fr.	Parsons, KS (Labette County)
<b>Head Coach:</b> Larry Park (1 <sup>st</sup> Season)					
<b>Assistant Coaches:</b> Amber Schreiber, Mike Park, Amy Hake, Craig Cummings					

RECORD:	OVERALL	HOME	AWAY	NEUTRAL
ALL GAMES.....	(6-14)	(5-5)	(0-8)	(1-1)
CONFERENCE.....	(2-10)	(2-4)	(0-6)	(0-0)
NON-CONFERENCE.....	(4-4)	(3-1)	(0-2)	(1-1)

DATE	OPPONENT	W/L	SCORE	ATTEND
11-15-09	NEWMAN	W	59-42	250
11-20-09	vs St. Mary (NE)	W	63-62	175
11-21-09	at Regis	L	47-56	316
11-27-09	vs Evangel	L	58-63	413
11-28-09	at Washburn	L	59-79	1573
12-01-09	LINCOLN (MO)	W	68-57	175
*12-3-09	at UW-Parkside	L	46-76	174
*12-5-09	at Saint Joseph's	L	51-53	423
12-16-09	MISSOURI WESTERN	W	55-52	300
*01-02-10	at Missouri S&T	L	61-69	550
*01-04-10	at Drury	L	52-80	1017
*01-07-10	BELLARMINE	W	55-48	225
*01-09-10	NORTHERN KENTUCKY	L	43-67	315
*01-14-10	at Lewis	L	54-62	318
*01-16-10	MARYVILLE	L	53-55	525
*01-18-10	KENTUCKY WESLEYAN	L	54-55	285
*01-21-10	ILLINOIS-SPRINGFIELD	W	72-60	450
*01-23-10	QUINCY	L	55-81	475
01-27-10	UPPER IOWA	L	54-58	265
*01-30-10	at Missouri-St. Louis	L	51-71	421

\* indicates conference game

## Season Box Score

##	Player	GP-GS	Min--Avg	---TOTAL---		---3-PTS---		FT-FTA	Pct	---REBOUNDS---				PF	FO	A	TO	Blk	Stl	Pts	Avg
				FG-FGA	Pct	3FG-FGA	Pct			Off	Def	Tot	Avg								
24	Hurley, Meghan.....	20-12	422 21.1	69-169	.408	0-2	.000	30-39	.769	45	61	106	5.3	33	0	30	45	32	7	168	8.4
	Conference-Only..	12-5	244 20.3	40-97	.412	0-0	.000	18-25	.720	31	37	68	5.7	23	0	16	26	15	0	98	8.2
32	Sarcone, Chrissy...	20-14	454 22.7	59-143	.413	2-10	.200	44-66	.667	33	41	74	3.7	51	1	28	40	8	15	164	8.2
	Conference-Only..	12-10	271 22.6	32-87	.368	0-5	.000	24-34	.706	16	22	38	3.2	33	1	16	16	6	8	88	7.3
00	Carr, Kate.....	19-19	432 22.7	55-133	.414	11-35	.314	26-32	.813	25	57	82	4.3	32	0	34	51	11	19	147	7.7
	Conference-Only..	12-12	268 22.3	38-95	.400	4-23	.174	17-22	.773	12	35	47	3.9	22	0	18	32	10	9	97	8.1
22	Fromm, Ali.....	20-20	505 25.3	48-141	.340	31-81	.383	24-29	.828	8	24	32	1.6	17	0	26	44	1	7	151	7.6
	Conference-Only..	12-12	302 25.2	28-70	.400	18-40	.450	22-27	.815	4	11	15	1.3	12	0	11	23	1	5	96	8.0
33	Edwards, Bri.....	20-11	305 15.3	38-116	.328	2-13	.154	38-53	.717	22	42	64	3.2	41	1	12	23	4	21	116	5.8
	Conference-Only..	12-7	183 15.3	22-60	.367	2-9	.222	25-35	.714	9	24	33	2.8	23	1	7	14	2	14	71	5.9
11	Medina, Eli.....	20-20	534 26.7	43-98	.439	0-7	.000	20-32	.625	45	79	124	6.2	44	0	37	34	3	48	106	5.3
	Conference-Only..	12-12	314 26.2	22-52	.423	0-4	.000	12-20	.600	30	47	77	6.4	26	0	22	20	1	28	56	4.7
21	Zamora, Valerie....	20-2	338 16.9	25-86	.291	15-54	.278	2-7	.286	1	24	25	1.3	39	0	18	28	1	10	67	3.4
	Conference-Only..	12-1	189 15.8	11-44	.250	8-26	.308	1-4	.250	0	11	11	0.9	21	0	10	19	1	5	31	2.6
34	Hartin, Tori.....	18-1	175 9.7	15-48	.313	0-1	.000	16-30	.533	7	14	21	1.2	35	1	8	14	2	5	46	2.6
	Conference-Only..	12-0	112 9.3	10-29	.345	0-0	.000	6-13	.462	3	6	9	0.8	26	1	5	10	1	2	26	2.2
45	Lambkins, Jade....	20-1	224 11.2	17-51	.333	0-0	.000	14-28	.500	31	43	74	3.7	36	1	7	16	8	9	48	2.4
	Conference-Only..	12-1	145 12.1	11-32	.344	0-0	.000	12-24	.500	20	27	47	3.9	20	1	4	11	4	5	34	2.8
14	Cook, Megan.....	20-0	238 11.9	13-59	.220	3-17	.176	15-20	.750	7	27	34	1.7	21	1	13	27	0	5	44	2.2
	Conference-Only..	12-0	147 12.3	4-32	.125	1-9	.111	5-8	.625	6	13	19	1.6	12	0	9	17	0	2	14	1.2
23	Komonce, Christina.	17-0	150 8.8	7-32	.219	3-21	.143	4-13	.308	9	17	26	1.5	13	0	8	14	0	7	21	1.2
	Conference-Only..	11-0	98 8.9	6-21	.286	2-13	.154	3-10	.300	5	8	13	1.2	9	0	5	9	0	4	17	1.5
20	Geiman, Shelby....	18-0	127 7.1	4-30	.133	2-20	.100	12-16	.750	3	3	6	0.3	10	0	3	5	0	7	22	1.2
	Conference-Only..	10-0	66 6.6	3-17	.176	1-11	.091	6-8	.750	1	0	1	0.1	6	0	2	3	0	4	13	1.3
10	Miller, Alyssa....	12-0	53 4.4	2-7	.286	0-0	.000	4-8	.500	0	3	3	0.3	5	0	3	2	0	1	8	0.7
	Conference-Only..	7-0	34 4.9	1-5	.200	0-0	.000	4-6	.667	0	3	3	0.4	3	0	1	2	0	1	6	0.9
25	Farnan, Liz.....	10-0	44 4.4	0-2	.000	0-0	.000	2-6	.333	3	1	4	0.4	2	0	1	4	1	0	2	0.2
	Conference-Only..	6-0	28 4.7	0-2	.000	0-0	.000	0-1	.000	2	0	2	0.3	1	0	0	1	1	0	0	0.0
	TEAM.....									38	38	76	3.8	0		3					
	Conference-Only..									21	22	43	3.6	0		2					
	<b>Total.....</b>	<b>20</b>	<b>4001</b>	<b>395-1115</b>	<b>.354</b>	<b>69-261</b>	<b>.264</b>	<b>251-379</b>	<b>.662</b>	<b>277</b>	<b>474</b>	<b>751</b>	<b>37.5</b>	<b>379</b>	<b>5</b>	<b>228</b>	<b>350</b>	<b>71</b>	<b>161</b>	<b>1110</b>	<b>55.5</b>
	Conference-Only..	12	2401	228-643	.355	36-140	.257	155-237	.654	160	266	426	35.5	237	4	126	205	42	87	647	53.9
	<b>Opponents.....</b>	<b>20</b>	<b>4003</b>	<b>418-1045</b>	<b>.400</b>	<b>120-345</b>	<b>.348</b>	<b>290-437</b>	<b>.664</b>	<b>223</b>	<b>512</b>	<b>735</b>	<b>36.8</b>	<b>355</b>	<b>-</b>	<b>282</b>	<b>330</b>	<b>52</b>	<b>168</b>	<b>1246</b>	<b>62.3</b>
	Conference-Only..	12	2403	258-630	.410	72-205	.351	189-277	.682	142	300	442	36.8	209	2	172	186	29	96	777	64.8

BY PERIOD	1st	2nd	Total
Team.....	520	590	- 1110
Opponents...	607	639	- 1246

DEADBALL REBOUNDS:	OFF	DEF	TOTAL
Rockhurst.....	56	5	61
Opponents.....	70	5	75

TEAM STATISTICS	RU	OPP	DATE	OPPONENT	W/L	SCORE	ATTEND
SCORING.....	1110	1246	11-15-09	NEWMAN	W	59-42	250
Points per game.....	55.5	62.3	11-20-09	vs St. Mary (NE)	W	63-62	175
Scoring margin.....	-6.8	-	11-21-09	at Regis	L	47-56	316
FIELD GOALS-ATT.....	395-1115	418-1045	11-27-09	vs Evangel	L	58-63	413
Field goal pct.....	.354	.400	11-28-09	at Washburn	L	59-79	1573
3 POINT FG-ATT.....	69-261	120-345	12-01-09	LINCOLN (MO)	W	68-57	175
3-point FG pct.....	.264	.348	*12-3-09	at UW-Parkside	L	46-76	174
3-pt FG made per game.....	3.5	6.0	*12-5-09	at Saint Joseph's	L	51-53	423
FREE THROWS-ATT.....	251-379	290-437	12-16-09	MISSOURI WESTERN	W	55-52	300
Free throw pct.....	.662	.664	*01-02-10	at Missouri S&T	L	61-69	550
REBOUNDS.....	751	735	*01-04-10	at Drury	L	52-80	1017
Rebounds per game.....	37.5	36.8	*01-07-10	BELLARMINE	W	55-48	225
Rebounding margin.....	+0.8	-	*01-09-10	NORTHERN KENTUCKY	L	43-67	315
ASSISTS.....	228	282	*01-14-10	at Lewis	L	54-62	318
Assists per game.....	11.4	14.1	*01-16-10	MARYVILLE	L	53-55	525
TURNOVERS.....	350	330	*01-18-10	KENTUCKY WESLEYAN	L	54-55	285
Turnovers per game.....	17.5	16.5	*01-21-10	ILLINOIS-SPRINGFIELD	W	72-60	450
Turnover margin.....	-1.0	-	*01-23-10	QUINCY	L	55-81	475
Assist/turnover ratio.....	0.7	0.9	01-27-10	UPPER IOWA	L	54-58	265
STEALS.....	161	168	*01-30-10	at Missouri-St. Louis	L	51-71	421
Steals per game.....	8.1	8.4	* indicates conference game				
BLOCKS.....	71	52					
Blocks per game.....	3.6	2.6					
WINNING STREAK.....	0	-					
Home win streak.....	0	-					
ATTENDANCE.....	3265	5380					
Home games-Avg/Game.....	10-326	8-599					
Neutral site-Avg/Game.....	-	2-294					

BY PERIOD	1st	2nd	Total
Team.....	520	590	- 1110
Opponents...	607	639	- 1246

# Rockhurst University at University of Missouri-St. Louis (January 30, 2010)

## Box Score (Final) Great Lakes Valley Conference Rockhurst vs Missouri-St. Louis (01-30-10)

VISITORS: Rockhurst

##	Player	TOT-FG		3-PT		FT		REBOUNDS			PF	TP	A	TO	BLK	S	MIN
		FG	FGA	FG	FGA	FT	FTA	OF	DE	TOT							
00	Carr, Kate.....	* 4	8	0	2	0	0	2	1	3	1	8	0	2	0	0	17
11	Medina, Eli.....	* 0	2	0	0	0	0	0	5	5	1	0	0	2	0	1	14
21	Zamora, Valerie....	* 1	4	0	1	0	0	0	0	0	2	2	0	5	0	1	20
22	Fromm, Ali.....	* 3	6	2	3	0	0	0	1	1	0	8	0	1	0	0	21
45	Lambkins, Jade.....	* 2	5	0	0	0	3	2	3	5	1	4	1	3	2	0	21
10	Miller, Alyssa.....	1	2	0	0	3	4	0	2	2	1	5	0	0	0	0	12
14	Cook, Megan.....	0	0	0	0	0	2	0	1	1	1	0	0	2	0	0	11
20	Geiman, Shelby.....	1	3	1	3	2	3	1	0	1	3	5	1	1	0	0	12
23	Komonce, Christina..	1	3	0	1	1	4	1	0	1	1	3	2	0	0	0	21
24	Hurley, Meghan.....	2	2	0	0	0	0	2	1	3	1	4	1	3	1	0	13
25	Farnan, Liz.....	0	0	0	0	0	0	0	0	0	0	0	0	0	0	0	9
32	Sarcone, Chrissy....	2	5	0	0	0	0	1	2	3	2	4	0	0	0	0	8
33	Edwards, Bri.....	1	3	0	0	4	6	1	1	2	5	6	1	1	0	0	11
34	Hartin, Tori.....	1	3	0	0	0	0	0	3	3	5	2	0	0	0	0	10
TM	TEAM.....							1	2	3							
	Totals.....	19	46	3	10	10	22	11	22	33	24	51	6	20	3	2	200

	1st Half	2nd Half	Game Totals
TOTAL FG%:	6-19 .316	13-27 .481	19-46 .413
3-Pt. FG%:	2-5 .400	1-5 .200	3-10 .300
F Throw %:	5-11 .455	5-11 .455	10-22 .455
Deadball rebounds:	5		

HOME TEAM: Missouri-St. Louis

##	Player	TOT-FG		3-PT		FT		REBOUNDS			PF	TP	A	TO	BLK	S	MIN
		FG	FGA	FG	FGA	FT	FTA	OF	DE	TOT							
15	Carter, Kelly.....	* 5	5	3	3	0	0	0	1	1	1	13	0	1	1	0	20
20	Shalenko, Lacey.....	* 0	0	0	0	0	0	1	0	1	0	0	3	0	0	0	15
22	White, Kristi.....	* 6	11	4	7	4	6	1	5	6	1	20	7	0	0	0	28
24	Moody, Caitlyn.....	* 3	9	1	4	0	0	1	3	4	3	7	1	2	0	0	19
32	Deckard, Hailee.....	* 1	4	0	0	0	0	2	2	4	4	2	1	1	0	0	11
02	Robinson, Kiki.....	0	2	0	0	0	0	0	0	0	2	0	0	3	0	1	11
03	Ransome, Lindsey....	1	3	0	1	0	0	0	0	0	2	2	1	0	0	0	12
12	Hulbert, Kelcy.....	0	2	0	0	0	2	1	1	2	1	0	0	0	0	0	6
21	Mitchell, Kelly.....	4	8	2	5	4	4	2	4	6	1	14	2	1	0	1	15
23	Vaughn, KeAmber.....	0	2	0	0	0	0	3	0	3	1	0	0	3	0	1	9
25	Coggins, Montrice...	0	0	0	0	0	2	1	0	1	1	0	1	1	0	1	11
33	Omohundro, Deaven...	1	3	0	1	0	0	3	1	4	2	2	2	0	0	1	13
42	Hogan, Allie.....	2	3	0	0	2	4	1	0	1	2	6	0	2	0	0	12
44	Ndorongo, Alisa.....	1	3	0	0	1	3	1	2	3	2	3	0	1	0	0	9
50	Glennie, Sherry.....	1	5	0	0	0	2	0	0	0	1	2	0	0	0	1	9
TM	Team.....							1	3	4							
	Totals.....	25	60	10	21	11	23	18	22	40	24	71	18	15	1	6	200

	1st Half	2nd Half	Game Totals
TOTAL FG%:	14-33 .424	11-27 .407	25-60 .417
3-Pt. FG%:	7-12 .583	3-9 .333	10-21 .476
F Throw %:	7-8 .875	4-15 .267	11-23 .478
Deadball rebounds:	7,1		

Date: 01-30-10 Site: St. Louis, MO (Chuck Smith Court) Attendance: 421

Officials: Tim Cartwright; Bruce Lenz; Megan Matthews;  
Technical fouls: Rockhurst-None. Missouri-St. Louis-None.

Score by Periods	1	2	Total
Rockhurst.....	19	32	- 51
Missouri-St. Louis..	42	29	- 71